Introduction

	Product extensions	#R01#
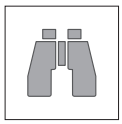	Overview	#R02#

Rotating adapters

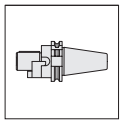	DIN 69871	#R01#
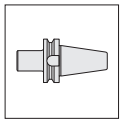	MAS-BT	#R02#
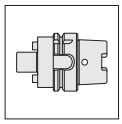	HSK-A	#R03#
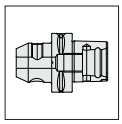	PSC	#R04#
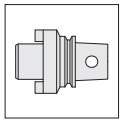	UTS	#R05#

Stationary adapters

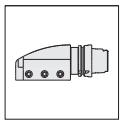	HSK-T	#R01#
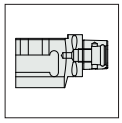	PSC	#R02#
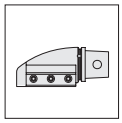	UTS	#R03#

Accessories

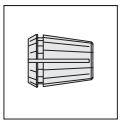	Collets, clamping nuts	#R01#
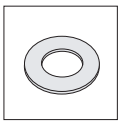	Sealing rings	#R02#
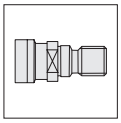	Pull studs	#R03#
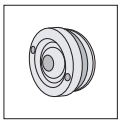	Other	#R04#

Technical information

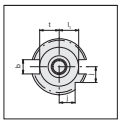	Dimensions of HSK adapters	#R01#
	Spare parts	#R02#

Spindle nose tooling from CERATIZIT

After launching the initial programme covering the most common standard adapters, Cutting Solutions by CERATIZIT now offers you an even broader range of spindle nose tools. Our range has been extended with over 500 additional items for collet chucks, hydraulic chucks and the versatile and stable Polygon adapter interface. Please see below an overview of the entire programme.

Rotating spindle nose tools

Rotating spindle nose tools	DIN 69871	MAS-BT	HSK-A	UTS	PSC
Weldon adapters	●	●	●	●	●
Whistle Notch adapters	●	●	●	●	●
Shrink fit adapters	●	●	●	–	●
Hydraulic expansion chucks	●	●	●	–	●
Collet chucks type ER	●	●	●	●	●
Collet chucks type OZ	●	●	–	–	–
Adapters for threaded shank milling cutters	–	–	●	–	●
Combination shell mill adapters	●	●	–	–	●
Shell mill adapters, centre bolt	●	●	●	●	–
Shell mill adapters, 4 bolts	●	●	–	–	–
Morse taper adapters with thread	●	●	●	–	●
Test bars	●	●	●	–	●
Blanks	●	●	●	–	●

Stationary spindle nose tool

Stationary spindle nose tools	HSK-T	UTS	PSC
Shank holders	●	●	●
Boring bar holders	●	●	●
Extensions	●	●	●
Reducers	●	–	●
UTS adapters	●	–	●
Blanks	●	●	●
Test bars	●	●	●

● New!

Shrink fit adapters

An initial highlight of this extended range are the shrink fit adapters with a 4.5° profile. These are suitable for clamping solid carbide and HSS shanks. In addition to their highly precise concentricity, they are characterised by high rigidity, clamping forces (up to 640 Nm) as well as economic efficiency.

Programme

- ▲ Diameter range from 3-32 mm
- ▲ Available from short to extra-long versions
- ▲ Available connections for example SK, HSK-A and PSC
- ▲ Balancing class G2.5/n_{max} 25000 min^{-1}
- ▲ Concentricity starting from 0.003 mm

Hydraulic expansion chucks

Hydraulic expansion chucks are suitable for mounting tool shanks to DIN1835A+B / DIN6535HA+HB. The technical features of these expansion chucks are the vibration-damping effect during machining, a high radial rigidity as well as easy handling. No additional devices are required and the clamping area can be flexibly adapted by using reduction sleeves.

Programme

- ▲ Diameter range 6-32 mm
- ▲ Connections available for example SK, HSK-A and PSC
- ▲ Balancing class G2.5/n_{max} 25000 min^{-1}
- ▲ Concentricity better than 0.003 mm

Polygon adapters

Another highlight of the programme extension in the spindle nose tooling sector are the Polygon adapters (PSC). The advantages of the Polygon adapter in connection with the location face are:

- ▲ High rigidity and transverse rupture strength
- ▲ Maximum precision
- ▲ Accurate repeatability
- ▲ High torque moments

Spindle nose tooling

Overview

Rotating spindle nose tools		DIN69871	MAS-BT	HSK-A	PSC	UTS	
	Weldon adapters	#R01#	#R02#	#R03#	#R04#	#R05#	
	Whistle Notch adapters	#R07#	#R08#	#R09#	#R10#	#R11#	
	Shrink fit adapters	#R13#	#R14#	#R15#	#R16#		
	Hydraulic expansion chucks	#R19#	#R20#	#R21#	#R22#		
	Collet chucks type ER	#R25#	#R26#	#R27#	#R28#	#R29#	
	Collet chucks type ER-D	#R31#	#R32#				
	Collet chucks type OZ	#R37#	#R38#				
	Combination shell mill adapters	#R43#	#R44#		#R46#		
	Shell mill adapters, centre bolt	#R49#	#R50#	#R51#		#R53#	
	Adapters for threaded shank milling cutters			#R57#	#R58#		
	Shell mill adapters, 4 bolts	#R61#	#R62#				
	Morse taper adapters with tang	#R67#	#R68#	#R69#			
	Morse taper adapters with thread	#R73#	#R74#		#R76#		
	PSC adapters			#R81#			
	Test bars	#R85#	#R86#	#R87#	#R88#		

Rotating spindle nose tools		DIN69871	MAS-BT	HSK-A	PSC	UTS	
	Blanks	#R91#	#R92#	#R93#	#R94#		

Stationary spindle nose tools		DIN69871	MAS-BT	HSK-A	PSC	UTS	
	Tool holders 0°			#R03#	#R04#	#R05#	
	Tool holders 45°			#R09#	#R10#		
	Tool holders 90° / neutral			#R15#	#R16#		
	Multiple shank holders			#R21#	#R22#	#R23#	
	Boring bar holders			#R27#	#R28#	#R29#	
	Extensions			#R33#	#R34#	#R35#	
	Reducers			#R39#	#R40#		
	UTS adapters			#R45#			
	Assembly sets					#R53#	
	Test bars			#R57#	#R58#	#R59#	
	Blanks			#R63#	#R64#	#R65#	

Spindle nose tooling

Overview

Accessories		DIN69871	MAS-BT	HSK-A	PSC	UTS	
	Collets ER						#R06#
	Collets DIN6388-B						#R12#
	Lock nuts ER						#R18#
	Lock nuts ER-D						#R24#
	Lock nuts OZ						#R30#
	Sealing rings						#R36#
	Pull studs DIN 69872						#R42#
	Pull studs MAS-BT						#R48#
	Pull studs DIN 7388						#R54#
	Reducers MK						#R60#
	Reduction sleeves for hydraulic expansion chucks						#R66#
	Drive rings						#R72#

DIN 69871

Weldon adapters

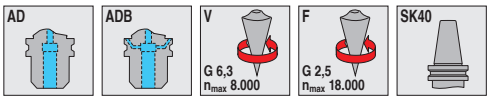

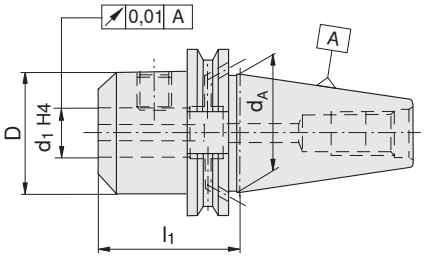

Type, description	d_1 [mm]	l_1 [mm]	d_A [mm]	D [mm]	
69871-ADB40-WE06-50-F	6	50	40	25	E01
69871-ADB40-WE06-50-V	6	50	40	25	E01
69871-ADB40-WE08-50-F	8	50	40	28	E02
69871-ADB40-WE08-50-V	8	50	40	28	E02
69871-ADB40-WE10-50-F	10	50	40	35	E03
69871-ADB40-WE10-50-V	10	50	40	35	E03
69871-ADB40-WE12-50-F	12	50	40	42	E04
69871-ADB40-WE12-50-V	12	50	40	42	E04
69871-ADB40-WE14-50-F	14	50	40	44	E04
69871-ADB40-WE14-50-V	14	50	40	44	E04
69871-AD40-WE16-35-F	16	35	40	48	E05
69871-AD40-WE16-35-V	16	35	40	48	E05
69871-ADB40-WE16-63-F	16	63	40	48	E05
69871-ADB40-WE16-63-V	16	63	40	48	E05
69871-ADB40-WE18-63-F	18	63	40	50	E05
69871-ADB40-WE18-63-V	18	63	40	50	E05
69871-AD40-WE20-35-F	20	35	40	50	E06
69871-AD40-WE20-35-V	20	35	40	50	E06
69871-ADB40-WE20-63-F	20	63	40	52	E06
69871-ADB40-WE20-63-V	20	63	40	52	E06
69871-AD40-WE25-40-F	25	40	40	50	E07
69871-AD40-WE25-40-V	25	40	40	50	E07
69871-ADB40-WE25-100-F	25	100	40	65	E07
69871-ADB40-WE25-100-V	25	100	40	65	E07
69871-ADB40-WE32-100-F	32	100	40	72	E08
69871-ADB40-WE32-100-V	32	100	40	72	E08
69871-ADB40-WE40-120-V	40	120	40	90	E09

E01	8395003300	6295000600
E02	8395003400	6295000800
E03	8395003500	6295001000
E04	8395003600	6295001200
E05	8395003700	6295001600
E06	8395027200	6295002000
E07	8395029000	6295002500
E08	8395029000	6295003200
E09		6295003200

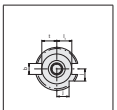
#R01#

#R02#

DIN 69871

Weldon adapters, long

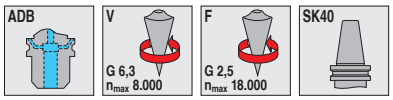

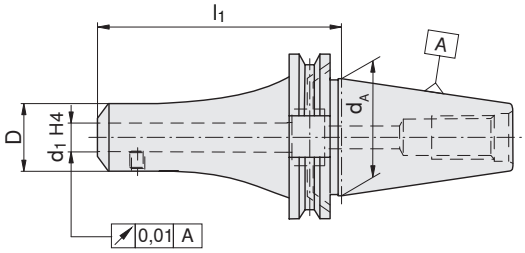

Type, description	d_1 [mm]	l_1 [mm]	d_A [mm]	D [mm]	
69871-ADB40-WE06-100-F	6	100	40	25	E01
69871-ADB40-WE06-100-V	6	100	40	25	E01
69871-ADB40-WE06-160-F	6	160	40	25	E01
69871-ADB40-WE06-160-V	6	160	40	25	E01
69871-ADB40-WE08-100-F	8	100	40	28	E02
69871-ADB40-WE08-100-V	8	100	40	28	E02
69871-ADB40-WE08-160-F	8	160	40	28	E02
69871-ADB40-WE08-160-V	8	160	40	28	E02
69871-ADB40-WE10-100-F	10	100	40	35	E03
69871-ADB40-WE10-100-V	10	100	40	35	E03
69871-ADB40-WE10-160-F	10	160	40	35	E03
69871-ADB40-WE10-160-V	10	160	40	35	E03
69871-ADB40-WE12-100-F	12	100	40	42	E04
69871-ADB40-WE12-100-V	12	100	40	42	E04
69871-ADB40-WE12-160-F	12	160	40	42	E04
69871-ADB40-WE12-160-V	12	160	40	42	E04
69871-ADB40-WE14-160-F	14	160	40	44	E04
69871-ADB40-WE14-160-V	14	160	40	44	E04
69871-ADB40-WE16-100-F	16	100	40	48	E05
69871-ADB40-WE16-100-V	16	100	40	48	E05
69871-ADB40-WE16-160-F	16	160	40	48	E05
69871-ADB40-WE16-160-V	16	160	40	48	E05
69871-ADB40-WE18-160-F	18	160	40	50	E05
69871-ADB40-WE18-160-V	18	160	40	50	E05
69871-ADB40-WE20-100-F	20	100	40	52	E06
69871-ADB40-WE20-100-V	20	100	40	52	E06
69871-ADB40-WE20-160-F	20	160	40	52	E06
69871-ADB40-WE20-160-V	20	160	40	52	E06
69871-ADB40-WE25-160-F	25	160	40	65	E07
69871-ADB40-WE25-160-V	25	160	40	65	E07

E01	8395003300	6295000600
E02	8395003400	6295000800
E03	8395003500	6295001000
E04	8395003600	6295001200
E05	8395003700	6295001600
E06	8395027200	6295002000
E07	8395029000	6295002500

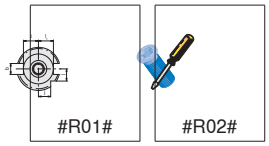

DIN 69871

Weldon adapters

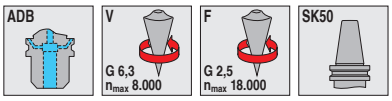

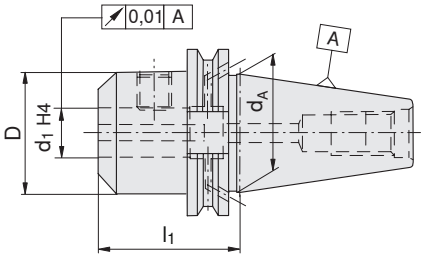

Type, description	d_1 [mm]	l_1 [mm]	d_A [mm]	D [mm]	
69871-ADB50-WE06-63-F	6	63	50	25	E01
69871-ADB50-WE06-63-V	6	63	50	25	E01
69871-ADB50-WE08-63-F	8	63	50	28	E02
69871-ADB50-WE08-63-V	8	63	50	28	E02
69871-ADB50-WE10-63-F	10	63	50	35	E03
69871-ADB50-WE10-63-V	10	63	50	35	E03
69871-ADB50-WE12-63-F	12	63	50	42	E04
69871-ADB50-WE12-63-V	12	63	50	42	E04
69871-ADB50-WE14-63-F	14	63	50	44	E04
69871-ADB50-WE14-63-V	14	63	50	44	E04
69871-ADB50-WE16-63-F	16	63	50	48	E05
69871-ADB50-WE16-63-V	16	63	50	48	E05
69871-ADB50-WE18-63-F	18	63	50	50	E05
69871-ADB50-WE18-63-V	18	63	50	50	E05
69871-ADB50-WE20-63-F	20	63	50	52	E06
69871-ADB50-WE20-63-V	20	63	50	52	E06
69871-ADB50-WE25-80-F	25	80	50	65	E07
69871-ADB50-WE25-80-V	25	80	50	65	E07
69871-ADB50-WE32-100-F	32	100	50	72	E08
69871-ADB50-WE32-100-V	32	100	50	72	E08
69871-ADB50-WE40-120-V	40	120	50	90	E09

E01	8395003300	6295000600
E02	8395003400	6295000800
E03	8395003500	6295001000
E04	8395003600	6295001200
E05	8395003700	6295001600
E06	8395027200	6295002000
E07	8395029000	6295002500
E08	8395029000	6295003200
E09		6295003200

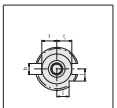
#R01#

#R02#

DIN 69871

Weldon adapters, long

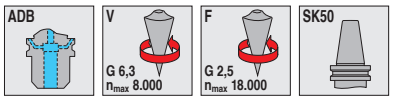

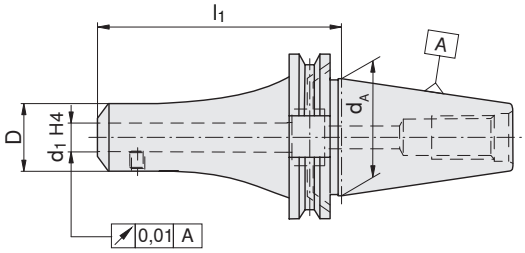

Type, description	d_1 [mm]	l_1 [mm]	d_A [mm]	D [mm]	
69871-ADB50-WE06-100-V	6	100	50	25	E01
69871-ADB50-WE06-160-V	6	160	50	25	E01
69871-ADB50-WE08-100-V	8	100	50	28	E02
69871-ADB50-WE08-160-V	8	160	50	28	E02
69871-ADB50-WE10-100-V	10	100	50	35	E03
69871-ADB50-WE10-160-V	10	160	50	35	E03
69871-ADB50-WE12-100-V	12	100	50	42	E04
69871-ADB50-WE12-160-V	12	160	50	42	E04
69871-ADB50-WE14-100-V	14	100	50	44	E04
69871-ADB50-WE14-160-V	14	160	50	44	E04
69871-ADB50-WE16-100-V	16	100	50	48	E05
69871-ADB50-WE16-160-V	16	160	50	48	E05
69871-ADB50-WE18-100-V	18	100	50	50	E05
69871-ADB50-WE18-160-V	18	160	50	50	E05
69871-ADB50-WE20-100-V	20	100	50	52	E06
69871-ADB50-WE20-160-V	20	160	50	52	E06
69871-ADB50-WE25-100-V	25	100	50	65	E07
69871-ADB50-WE25-160-V	25	160	50	65	E07
69871-ADB50-WE32-160-V	32	160	50	72	E08

E01	8395003300	6295000600
E02	8395003400	6295000800
E03	8395003500	6295001000
E04	8395003600	6295001200
E05	8395003700	6295001600
E06	8395027200	6295002000
E07	8395029000	6295002500
E08	8395029000	6295003200

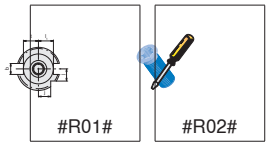

DIN 69871

Weldon adapters with through-coolant (IK)

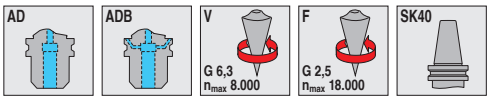

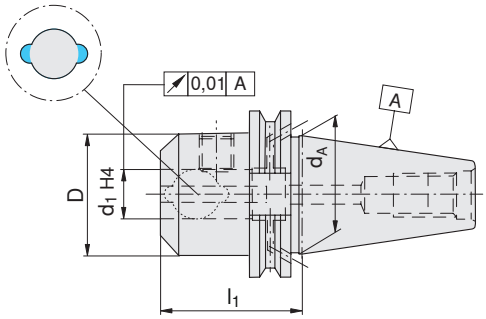

Type, description	d_1 [mm]	l_1 [mm]	d_A [mm]	D [mm]	
69871-ADB40-WE06IK-50-F	6	50	40	25	E01
69871-ADB40-WE06IK-50-V	6	50	40	25	E01
69871-ADB40-WE08IK-50-F	8	50	40	28	E02
69871-ADB40-WE08IK-50-V	8	50	40	28	E02
69871-ADB40-WE10IK-50-F	10	50	40	35	E03
69871-ADB40-WE10IK-50-V	10	50	40	35	E03
69871-ADB40-WE12IK-50-F	12	50	40	42	E04
69871-ADB40-WE12IK-50-V	12	50	40	42	E04
69871-ADB40-WE14IK-50-F	14	50	40	44	E04
69871-ADB40-WE14IK-50-V	14	50	40	44	E04
69871-AD40-WE16IK-35-V	16	35	40	48	E05
69871-ADB40-WE16IK-63-F	16	63	40	48	E05
69871-ADB40-WE16IK-63-V	16	63	40	48	E05
69871-ADB40-WE18IK-63-F	18	63	40	50	E05
69871-ADB40-WE18IK-63-V	18	63	40	50	E05
69871-AD40-WE20IK-35-V	20	35	40	50	E06
69871-ADB40-WE20IK-63-F	20	63	40	52	E06
69871-ADB40-WE20IK-63-V	20	63	40	52	E06
69871-AD40-WE25IK-40-V	25	40	40	50	E07
69871-ADB40-WE25IK-100-F	25	100	40	65	E07
69871-ADB40-WE25IK-100-V	25	100	40	65	E07
69871-ADB40-WE32IK-100-V	32	100	40	72	E08

E01	8395003300	6295000600
E02	8395003400	6295000800
E03	8395003500	6295001000
E04	8395003600	6295001200
E05	8395003700	6295001600
E06	8395027200	6295002000
E07	8395029000	6295002500
E08	8395029000	6295003200

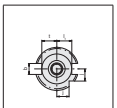
#R01#

#R02#

DIN 69871

Whistle Notch adapters

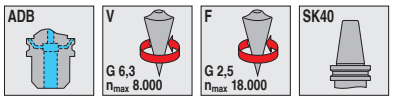

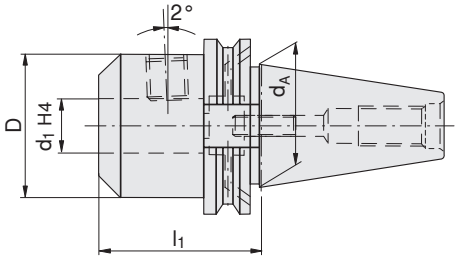

Type, description	d_1 [mm]	l_1 [mm]	d_A [mm]	D [mm]	
69871-ADB40-WN06-50-F	6	50	40	25	E01
69871-ADB40-WN06-50-V	6	50	40	25	E01
69871-ADB40-WN08-50-F	8	50	40	28	E02
69871-ADB40-WN08-50-V	8	50	40	28	E02
69871-ADB40-WN10-50-F	10	50	40	35	E03
69871-ADB40-WN10-50-V	10	50	40	35	E03
69871-ADB40-WN12-50-F	12	50	40	42	E04
69871-ADB40-WN12-50-V	12	50	40	42	E04
69871-ADB40-WN14-50-F	14	50	40	44	E04
69871-ADB40-WN14-50-V	14	50	40	44	E04
69871-ADB40-WN16-63-F	16	63	40	48	E05
69871-ADB40-WN16-63-V	16	63	40	48	E05
69871-ADB40-WN18-63-F	18	63	40	50	E05
69871-ADB40-WN18-63-V	18	63	40	50	E05
69871-ADB40-WN20-63-F	20	63	40	52	E06
69871-ADB40-WN20-63-V	20	63	40	52	E06

E01	8395003300	6295000600
E02	8395003400	6295000800
E03	8395003500	6295001000
E04	8395003600	6295001200
E05	8395003700	6295001600
E06	8395027200	6295002000

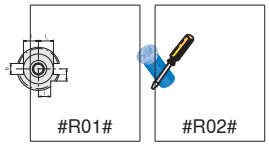

DIN 69871

Shrink fit adapters

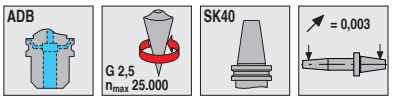

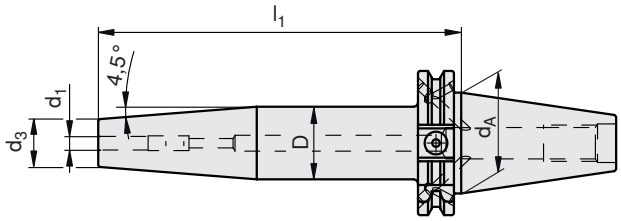

Type, description	d_1 [mm]	l_1 [mm]	d_A [mm]	D [mm]	d_3 [mm]	
69871-ADB40-SF4.5°-3-70	3	70	40	17	12	
69871-ADB40-SF4.5°-3-120	3	120	40	17	12	
69871-ADB40-SF4.5°-4-70	4	70	40	17	12	
69871-ADB40-SF4.5°-4-120	4	120	40	17	12	
69871-ADB40-SF4.5°-5-70	5	70	40	17	12	
69871-ADB40-SF4.5°-5-120	5	120	40	17	12	
69871-ADB40-SF4.5°-6-80	6	80	40	30.6	21	E01
69871-ADB40-SF4.5°-6-120	6	120	40	32	21	E01
69871-ADB40-SF4.5°-6-160	6	160	40	32	21	E01
69871-ADB40-SF4.5°-8-80	8	80	40	30.5	21	E02
69871-ADB40-SF4.5°-8-120	8	120	40	32	21	E02
69871-ADB40-SF4.5°-8-160	8	160	40	32	21	E02
69871-ADB40-SF4.5°-10-80	10	80	40	33.6	24	E03
69871-ADB40-SF4.5°-10-120	10	120	40	34	24	E03
69871-ADB40-SF4.5°-10-160	10	160	40	34	24	E03
69871-ADB40-SF4.5°-12-80	12	80	40	33.6	24	E04
69871-ADB40-SF4.5°-12-120	12	120	40	34	24	E04
69871-ADB40-SF4.5°-12-160	12	160	40	34	24	E04
69871-ADB40-SF4.5°-14-80	14	80	40	36.6	27	E04
69871-ADB40-SF4.5°-14-160	14	160	40	36	27	E04
69871-ADB40-SF4.5°-16-80	16	80	40	36.6	27	E05
69871-ADB40-SF4.5°-16-120	16	120	40	36	27	E05
69871-ADB40-SF4.5°-16-160	16	160	40	36	27	E05
69871-ADB40-SF4.5°-18-80	18	80	40	42.6	33	E05
69871-ADB40-SF4.5°-18-160	18	160	40	44	33	E05
69871-ADB40-SF4.5°-20-80	20	80	40	42.6	33	E06
69871-ADB40-SF4.5°-20-120	20	120	40	44	33	E06
69871-ADB40-SF4.5°-20-160	20	160	40	44	33	E06
69871-ADB40-SF4.5°-25-100	25	100	40	50	44	E06
69871-ADB40-SF4.5°-25-160	25	160	40	50	44	E06
69871-ADB40-SF4.5°-32-100	32	100	40	50	44	E06

⚠ For shanks with tolerance h6 or better

E01	12087062
E02	12087063
E03	12087064
E04	12087065
E05	12087066
E06	12087067

#R01# #R02#

DIN 69871

Shrink fit adapters

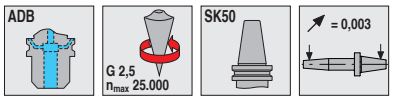

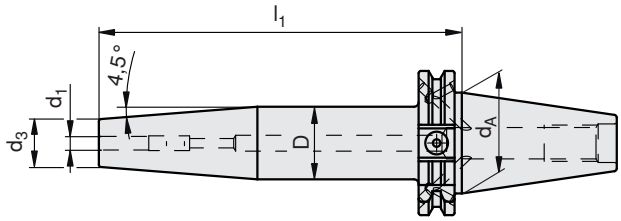

Type, description	d_1 [mm]	l_1 [mm]	d_A [mm]	D [mm]	d_3 [mm]	
69871-ADB50-SF4.5°-6-80	6	80	50	30.6	21	E01
69871-ADB50-SF4.5°-6-160	6	160	50	32	21	E01
69871-ADB50-SF4.5°-6-200	6	200	50	27	21	E01
69871-ADB50-SF4.5°-8-80	8	80	50	30.6	21	E02
69871-ADB50-SF4.5°-8-160	8	160	50	32	21	E02
69871-ADB50-SF4.5°-8-200	8	200	50	27	21	E02
69871-ADB50-SF4.5°-10-80	10	80	50	33.6	24	E03
69871-ADB50-SF4.5°-10-160	10	160	50	34	24	E03
69871-ADB50-SF4.5°-10-200	10	200	50	34	24	E03
69871-ADB50-SF4.5°-12-80	12	80	50	33.6	24	E04
69871-ADB50-SF4.5°-12-160	12	160	50	34	24	E04
69871-ADB50-SF4.5°-12-200	12	200	50	34	24	E04
69871-ADB50-SF4.5°-14-80	14	80	50	36.6	27	E04
69871-ADB50-SF4.5°-14-160	14	160	50	36	27	E04
69871-ADB50-SF4.5°-14-200	14	200	50	36	27	E04
69871-ADB50-SF4.5°-16-80	16	80	50	36.6	27	E05
69871-ADB50-SF4.5°-16-160	16	160	50	36	27	E05
69871-ADB50-SF4.5°-16-200	16	200	50	36	27	E05
69871-ADB50-SF4.5°-18-80	18	80	50	42.6	33	E05
69871-ADB50-SF4.5°-18-160	18	160	50	44	33	E05
69871-ADB50-SF4.5°-18-200	18	200	50	44	33	E05
69871-ADB50-SF4.5°-20-80	20	80	50	42.6	33	E06
69871-ADB50-SF4.5°-20-160	20	160	50	44	33	E06
69871-ADB50-SF4.5°-20-200	20	200	50	44	33	E06
69871-ADB50-SF4.5°-25-100	25	100	50	53	44	E06
69871-ADB50-SF4.5°-25-160	25	160	50	53	44	E06
69871-ADB50-SF4.5°-25-200	25	200	50	53	44	E06
69871-ADB50-SF4.5°-32-100	32	100	50	56.8	44	E06
69871-ADB50-SF4.5°-32-160	32	160	50	56	44	E06
69871-ADB50-SF4.5°-32-200	32	200	50	53	44	E06

⚠ For shanks with tolerance h6 or better

E01	12087062
E02	12087063
E03	12087064
E04	12087065
E05	12087066
E06	12087067

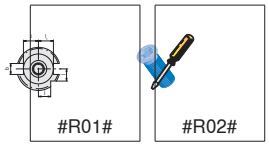

DIN 69871

Hydraulic expansion chucks

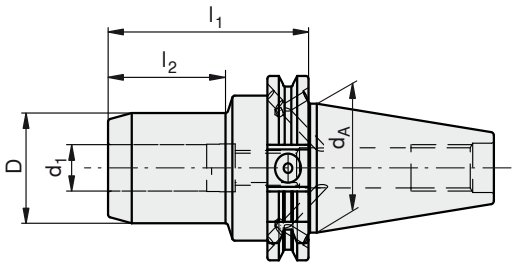

Type, description	d_1 [mm]	l_1 [mm]	l_2 [mm]	d_A [mm]	D [mm]
69871-ADB40-HD06-80	6	80	40	40	26
69871-ADB40-HD08-80	8	80	40	40	28
69871-ADB40-HD10-80	10	80	40	40	30
69871-ADB40-HD12-80	12	80	40	40	32
69871-ADB40-HD14-80	14	80	40	40	34
69871-ADB40-HD16-80	16	80	46	40	38
69871-ADB40-HD18-80	18	80	46	40	40
69871-ADB40-HD20-80	20	80	46	40	42
69871-ADB40-HD25-95	25	95	60	40	55
69871-ADB40-HD32-95	32	95	60	40	63
69871-ADB50-HD06-80	6	80	40	50	26
69871-ADB50-HD08-80	8	80	40	50	28
69871-ADB50-HD10-80	10	80	40	50	30
69871-ADB50-HD12-80	12	80	40	50	32
69871-ADB50-HD14-80	14	80	40	50	34
69871-ADB50-HD16-80	16	80	46	50	38
69871-ADB50-HD18-80	18	80	46	50	40
69871-ADB50-HD20-80	20	80	46	50	42
69871-ADB50-HD25-100	25	100	55	50	55
69871-ADB50-HD32-100	32	100	55	50	63

⚠ For tools with shank to DIN 1835 A+B and DIN 6535 HA+HB
Shank to DIN 6535 HE in connection with reduction sleeves

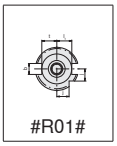
#R01#

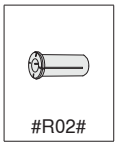
#R02#

DIN 69871

Collet chucks type ER

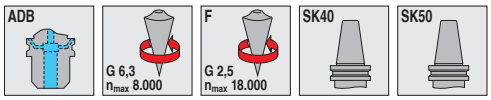

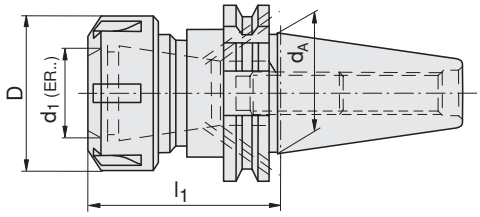

Type, description	d_1 [mm]	l_1 [mm]	d_A [mm]	D [mm]	
69871-ADB40-ER16-60	16	60	40	32	E01
69871-ADB40-ER16-60-F	16	60	40	32	E01
69871-ADB40-ER16-120	16	120	40	32	E01
69871-ADB40-ER16-120-F	16	120	40	32	E01
69871-ADB40-ER25-70	25	70	40	42	E02
69871-ADB40-ER25-70-F	25	70	40	42	E02
69871-ADB40-ER25-120	25	120	40	42	E02
69871-ADB40-ER25-120-F	25	120	40	42	E02
69871-ADB40-ER32-70	32	70	40	50	E03
69871-ADB40-ER32-70-F	32	70	40	50	E03
69871-ADB40-ER32-120	32	120	40	50	E03
69871-ADB40-ER32-120-F	32	120	40	50	E03
69871-ADB40-ER40-70	40	70	40	63	E04
69871-ADB40-ER40-70-F	40	70	40	63	E04
69871-ADB50-ER25-70	25	70	50	42	E02
69871-ADB50-ER25-100	25	100	50	42	E02
69871-ADB50-ER25-160	25	160	50	42	E02
69871-ADB50-ER32-70	32	70	50	50	E03
69871-ADB50-ER32-100	32	100	50	50	E03
69871-ADB50-ER32-160	32	160	50	50	E03
69871-ADB50-ER40-70	40	70	50	63	E04
69871-ADB50-ER40-100	40	100	50	63	E04

E01	6295005400		8335711600
E02	6295005500	8395001000	8335712500
E03	6295005600	8395001000	8335713200
E04	6295005700	8395001100	8335714000

DIN 69871

Collet chucks type ER-D

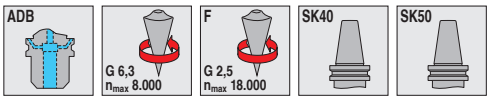

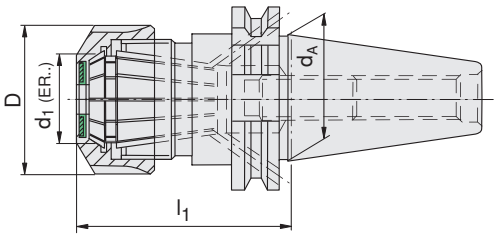

Type, description	d_1 [mm]	l_1 [mm]	d_A [mm]	D [mm]	
69871-ADB40-ER25D-73	25	73	40	42	E01
69871-ADB40-ER25D-73-F	25	73	40	42	E01
69871-ADB40-ER25D-123	25	123	40	42	E01
69871-ADB40-ER25D-123-F	25	123	40	42	E01
69871-ADB40-ER32D-73	32	73	40	50	E02
69871-ADB40-ER32D-73-F	32	73	40	50	E02
69871-ADB40-ER32D-123	32	123	40	50	E02
69871-ADB40-ER32D-123-F	32	123	40	50	E02
69871-ADB40-ER40D-73	40	73	40	63	E03
69871-ADB40-ER40D-73-F	40	73	40	63	E03
69871-ADB40-ER40D-123	40	123	40	63	E03
69871-ADB40-ER40D-123-F	40	123	40	63	E03
69871-ADB50-ER25D-73	25	73	50	42	E01
69871-ADB50-ER25D-103	25	103	50	42	E01
69871-ADB50-ER32D-73	32	73	50	50	E02
69871-ADB50-ER32D-103	32	103	50	50	E02

E01	8395005500	8395001000	8335712500
E02	8395005600	8395001000	8335713200
E03	8395005700	8395001100	8335714000

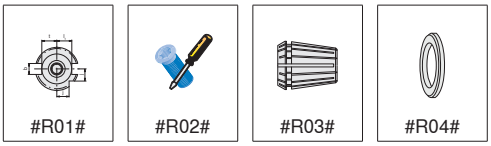

DIN 69871

Collet chucks type OZ

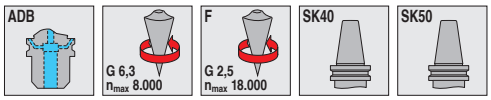

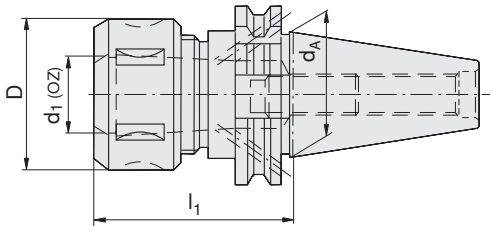

Type, description	d_1 [mm]	l_1 [mm]	d_A [mm]	D [mm]	
69871-ADB40-BC2-16-70	16	70	40	43	E01
69871-ADB40-BC2-16-70-F	16	70	40	43	E01
69871-ADB40-BC2-16-120	16	120	40	43	E01
69871-ADB40-BC2-16-120-F	16	120	40	43	E01
69871-ADB40-BC2-25-70	25	70	40	60	E02
69871-ADB40-BC2-25-70-F	25	70	40	60	E02
69871-ADB40-BC2-25-120	25	120	40	60	E02
69871-ADB40-BC2-25-120-F	25	120	40	60	E02
69871-ADB50-BC2-16-70	16	70	50	43	E01
69871-ADB50-BC2-16-100	16	100	50	43	E01
69871-ADB50-BC2-25-70	25	70	50	60	E02
69871-ADB50-BC2-25-100	25	100	50	60	E02
69871-ADB50-BC4-32-73	32	70	50	72	E03

E01	6295005000	8395001000	8335411600
E02	6295005100	8395001000	8335412500
E03		8395001100	8335413200

DIN 69871

Combination shell mill adapters

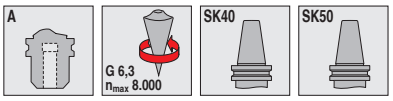

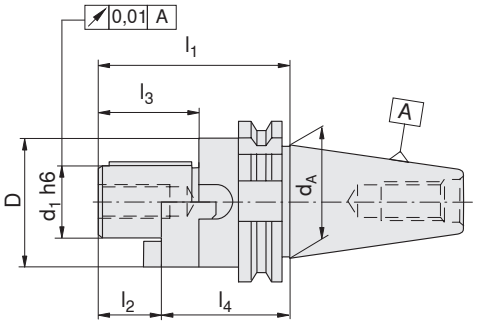

Type, description	d_1 [mm]	d_A [mm]	D [mm]	l_1 [mm]	l_2 [mm]	l_3 [mm]	l_4 [mm]	
69871-A40-KA16-55	16	40	32	72	17	27	55	E01
69871-A40-KA22-55	22	40	40	74	19	31	55	E02
69871-A40-KA27-55	27	40	48	76	21	33	55	E03
69871-A40-KA32-60	32	40	58	84	24	38	60	E04
69871-A40-KA40-60	40	40	70	87	27	41	60	E05
69871-A50-KA16-55	16	50	32	72	17	27	55	E01
69871-A50-KA22-55	22	50	40	74	19	31	55	E02
69871-A50-KA27-55	27	50	48	76	21	33	55	E03
69871-A50-KA32-55	32	50	58	79	24	38	55	E04
69871-A50-KA40-55	40	50	70	82	27	41	55	E05
69871-A50-KA50-70	50	50	80	100	30	46	70	E06

E01	8337011600	8395028400	8395011300	8336701600	8336811600
E02	8337012200	8395028500	8395012400	8336702200	8336812200
E03	8337012700	8395028600	8395012500	8336702700	8336812700
E04	8337013200	8395028700	8395012600	8336703200	8336813200
E05	8337014000	8395028800	8395011200	8336704000	8336814000
E06	8337015000	8395028900		8336705000	

#R01#

#R02#

DIN 69871

Shell mill adapters, centre bolt

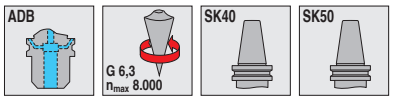

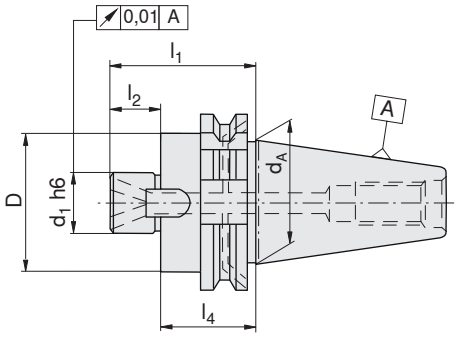

Type, description	d_1 [mm]	d_A [mm]	D [mm]	l_1 [mm]	l_2 [mm]	l_4 [mm]	
69871-ADB40-QA16-44	16	40	38	61	17	44	E01
69871-ADB40-QA16-100	16	40	38	117	17	100	E01
69871-ADB40-QA16-160	16	40	38	177	17	160	E01
69871-ADB40-QA22-44	22	40	48	63	19	44	E02
69871-ADB40-QA22-100	22	40	48	119	19	100	E02
69871-ADB40-QA22-160	22	40	48	179	19	160	E02
69871-ADB40-QA27-55	27	40	58	76	21	55	E03
69871-ADB40-QA27-100	27	40	58	121	21	100	E03
69871-ADB40-QA27-160	27	40	58	181	21	160	E03
69871-ADB40-QA32-50	32	40	78	74	24	50	E04
69871-ADB40-QA32-100	32	40	78	124	24	100	E04
69871-ADB40-QA32-160	32	40	78	184	24	160	E04
69871-ADB40-QA40-50	40	40	88	77	27	50	E05
69871-ADB40-QA40-100	40	40	88	127	27	100	E05
69871-ADB40-QA40-160	40	40	88	187	27	160	E05
69871-ADB50-QA16-44	16	50	38	61	17	44	E01
69871-ADB50-QA16-100	16	50	38	117	17	100	E01
69871-ADB50-QA16-160	16	50	38	177	17	160	E01
69871-ADB50-QA22-44	22	50	48	61	19	44	E02
69871-ADB50-QA22-100	22	50	48	119	19	100	E02
69871-ADB50-QA22-160	22	50	48	179	19	160	E02
69871-ADB50-QA27-44	27	50	58	65	21	44	E03
69871-ADB50-QA27-100	27	50	58	121	21	100	E03
69871-ADB50-QA27-160	27	50	58	181	21	160	E03
69871-ADB50-QA32-40	32	50	78	64	24	40	E04
69871-ADB50-QA32-100	32	50	78	124	24	100	E04
69871-ADB50-QA32-160	32	50	78	184	24	160	E04
69871-ADB50-QA40-50	40	50	88	77	27	50	E05
69871-ADB50-QA40-100	40	50	88	127	27	100	E05
69871-ADB50-QA40-160	40	50	88	187	27	160	E05

E01	8395012000	8395029600	8395011300	8336701600	8336811600
E02	8395012100	8395029700	8395012400	8336702200	8336812200
E03	8395012200	8395013600	8395012500	8336702700	8336812700
E04	8395012300	8395013700	8395012600	8336703200	8336813200
E05	8395029500	8395013800	8395011200	8336704000	8336814000

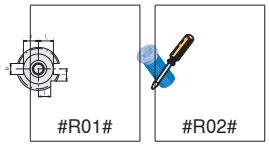

DIN 69871

Shell mill adapters for MT shanks / Morse taper adapters with tang

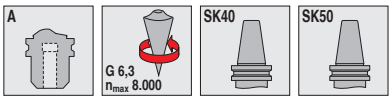

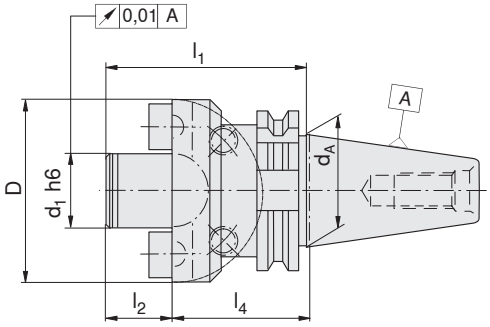

Type, description	d_1 [mm]	d_A [mm]	D [mm]	l_1 [mm]	l_2 [mm]	l_4 [mm]	
69871-A40-MA40-60	40	40	89	90	30	60	E01
69871-A50-MA40-70	40	50	89	100	30	70	E01
69871-A50-MA60-70	60	50	129	110	40	70	E02

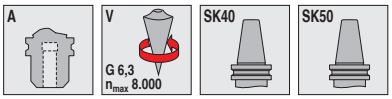

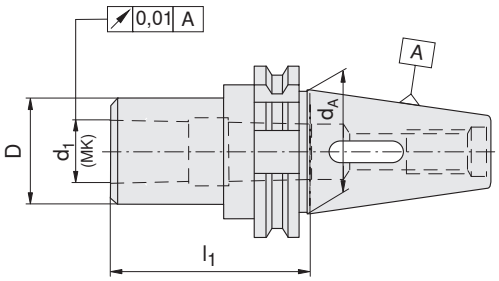

Type, description	d_1 Morse taper [MK]	l_1 [mm]	d_A [mm]	D [mm]
69871-A40-MK1D-50-V	1	50	40	25
69871-A40-MK2D-50-V	2	50	40	32
69871-A40-MK3D-70-V	3	70	40	40
69871-A40-MK4D-95-V	4	95	40	48
69871-A50-MK1D-50-V	1	50	50	25
69871-A50-MK2D-60-V	2	60	50	32
69871-A50-MK3D-65-V	3	65	50	40
69871-A50-MK4D-95-V	4	95	50	48
69871-A50-MK5D-105-V	5	105	50	63

E01	8395029500	8395013800	8395014000
E02	8395029800		333940 / 8395016000



DIN 69871

Morse taper adapters with thread

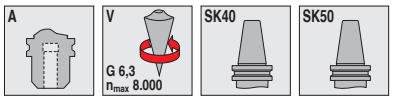

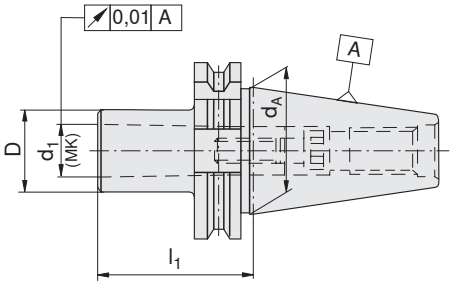

Type, description	d_1 Morse taper [MK]	l_1 [mm]	d_A [mm]	D [mm]	
69871-A40-MK1C-50-V	1	50	40	25	E01
69871-A40-MK2C-50-V	2	50	40	32	E02
69871-A40-MK3C-70-V	3	70	40	40	E03
69871-A40-MK4C-95-V	4	95	40	48	E04
69871-A50-MK1C-45-V	1	45	50	25	E05
69871-A50-MK2C-60-V	2	60	50	32	E06
69871-A50-MK3C-65-V	3	65	50	40	E07
69871-A50-MK4C-95-V	4	95	50	48	E04
69871-A50-MK5C-120-V	5	120	50	63	E08

E01	8335901300	8395003000	8395026000	8395026500
E02	8335901300	8395003100	8395026100	8395026700
E03	8335901700	8395003000	8395001800	8395026900
E04	8335902300	8395003100	8395001900	8395027000
E05	8335902000	8395003100	8395026000	8395026600
E06	8335902000	8395003100	8395001700	8395026800
E07	8335901700	8395003100	8395001700	8395026900
E08	8335903300	8395003100	8395026200	8395027100

#R01#

#R02#

DIN 69871

Blanks / Test bars

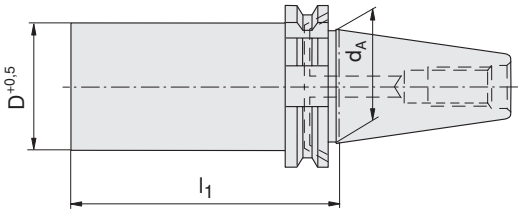

Type, description	d_A [mm]	D [mm]	l [mm]
69871-ADB40-HF63-250	40	63	250
69871-ADB50-HF63,5-300	50	63.5	300

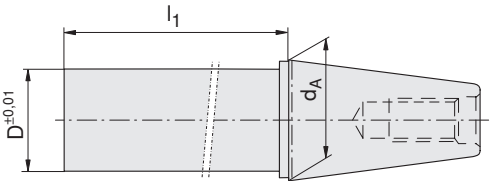

Type, description	d_A [mm]	D [mm]	l [mm]
DIN69871/MAS-BT-A40.KD.40.330	40	40	330
DIN69871/MAS-BT-A50.KD.50.330	50	50	330

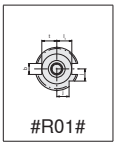

MAS-BT

Weldon adapters

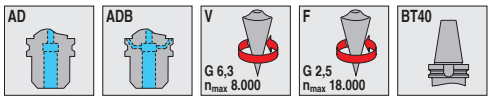

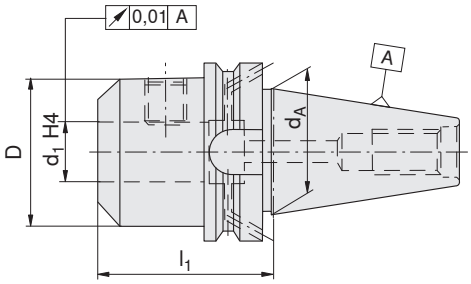

Type, description	d_1 [mm]	l_1 [mm]	d_A [mm]	D [mm]	
MAS-BT-ADB40-WE06-50-F	6	50	40	25	E01
MAS-BT-ADB40-WE06-50-V	6	50	40	25	E01
MAS-BT-ADB40-WE08-50-F	8	50	40	28	E02
MAS-BT-ADB40-WE08-50-V	8	50	40	28	E02
MAS-BT-ADB40-WE10-63-F	10	50	40	35	E03
MAS-BT-ADB40-WE10-63-V	10	50	40	35	E03
MAS-BT-ADB40-WE12-63-F	12	50	40	42	E04
MAS-BT-ADB40-WE12-63-V	12	50	40	42	E04
MAS-BT-ADB40-WE14-63-F	14	50	40	44	E04
MAS-BT-ADB40-WE14-63-V	14	50	40	44	E04
MAS-BT-AD40-WE16-35-F	16	35	40	48	E05
MAS-BT-AD40-WE16-35-V	16	35	40	48	E05
MAS-BT-ADB40-WE16-63-F	16	63	40	48	E06
MAS-BT-ADB40-WE16-63-V	16	63	40	48	E06
MAS-BT-ADB40-WE18-63-F	18	63	40	50	E06
MAS-BT-ADB40-WE18-63-V	18	63	40	50	E06
MAS-BT-AD40-WE20-35-F	20	35	40	50	E07
MAS-BT-AD40-WE20-35-V	20	35	40	50	E07
MAS-BT-ADB40-WE20-63-F	20	63	40	52	E08
MAS-BT-ADB40-WE20-63-V	20	63	40	52	E08
MAS-BT-AD40-WE25-40-F	25	40	40	50	E09
MAS-BT-AD40-WE25-40-V	25	40	40	50	E09
MAS-BT-ADB40-WE25-100-F	25	100	40	65	E10
MAS-BT-ADB40-WE25-100-V	25	100	40	65	E10
MAS-BT-ADB40-WE32-100-F	32	100	40	72	E11
MAS-BT-ADB40-WE32-100-V	32	100	40	72	E11
MAS-BT-ADB40-WE40-120-V	40	120	40	90	E12

E01	8395003300	6295000600
E02	8395003400	6295000800
E03	8395003500	6295001000
E04	8395003600	6295001200
E05		6295001600
E06	8395003700	6295001600
E07		6295002000
E08	8395027200	6295002000
E09		6295002500
E10	8395029000	6295002500
E11	8395029000	6295003200
E12		6295003200

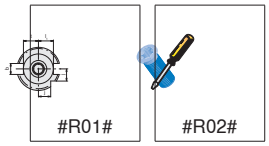

MAS-BT

Weldon adapters, long

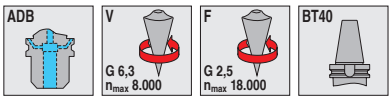

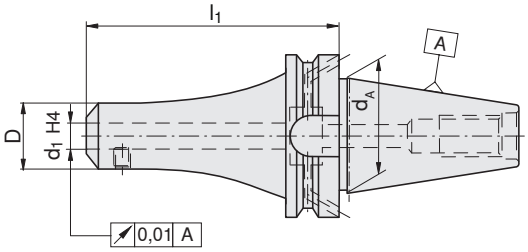

Type, description	d_1 [mm]	l_1 [mm]	d_A [mm]	D [mm]	
MAS-BT-ADB40-WE06-100-F	6	100	40	25	E01
MAS-BT-ADB40-WE06-100-V	6	100	40	25	E01
MAS-BT-ADB40-WE06-160-F	6	160	40	25	E01
MAS-BT-ADB40-WE06-160-V	6	160	40	25	E01
MAS-BT-ADB40-WE08-100-F	8	100	40	28	E02
MAS-BT-ADB40-WE08-100-V	8	100	40	28	E02
MAS-BT-ADB40-WE08-160-F	8	160	40	28	E02
MAS-BT-ADB40-WE08-160-V	8	160	40	28	E02
MAS-BT-ADB40-WE10-100-F	10	100	40	35	E03
MAS-BT-ADB40-WE10-100-V	10	100	40	35	E03
MAS-BT-ADB40-WE10-160-F	10	160	40	35	E03
MAS-BT-ADB40-WE10-160-V	10	160	40	35	E03
MAS-BT-ADB40-WE12-100-F	12	100	40	42	E04
MAS-BT-ADB40-WE12-100-V	12	100	40	42	E04
MAS-BT-ADB40-WE12-160-F	12	160	40	42	E04
MAS-BT-ADB40-WE12-160-V	12	160	40	42	E04
MAS-BT-ADB40-WE14-160-F	14	160	40	44	E04
MAS-BT-ADB40-WE14-160-V	14	160	40	44	E04
MAS-BT-ADB40-WE16-100-F	16	100	40	48	E05
MAS-BT-ADB40-WE16-100-V	16	100	40	48	E05
MAS-BT-ADB40-WE16-160-F	16	160	40	48	E05
MAS-BT-ADB40-WE16-160-V	16	160	40	48	E05
MAS-BT-ADB40-WE18-160-F	18	160	40	50	E05
MAS-BT-ADB40-WE18-160-V	18	160	40	50	E05
MAS-BT-ADB40-WE20-100-F	20	100	40	52	E06
MAS-BT-ADB40-WE20-100-V	20	100	40	52	E06
MAS-BT-ADB40-WE20-160-F	20	160	40	52	E06
MAS-BT-ADB40-WE20-160-V	20	160	40	52	E06
MAS-BT-ADB40-WE25-160-F	25	160	40	65	E07
MAS-BT-ADB40-WE25-160-V	25	160	40	65	E07

E01	8395003300	6295000600
E02	8395003400	6295000800
E03	8395003500	6295001000
E04	8395003600	6295001200
E05	8395003700	6295001600
E06	8395027200	6295002000
E07	8395029000	6295002500


#R01#

#R02#

MAS-BT

Weldon adapters

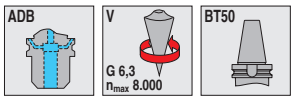

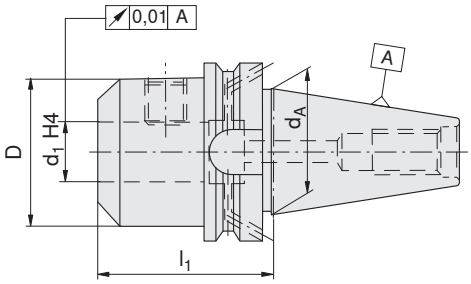

Type, description	d_1 [mm]	l_1 [mm]	d_A [mm]	D [mm]	
MAS-BT-ADB50-WE06-63-V	6	63	50	25	E01
MAS-BT-ADB50-WE08-63-V	8	63	50	28	E02
MAS-BT-ADB50-WE10-80-V	10	80	50	35	E03
MAS-BT-ADB50-WE12-80-V	12	80	50	42	E04
MAS-BT-ADB50-WE14-80-V	14	80	50	44	E04
MAS-BT-ADB50-WE16-80-V	16	80	50	48	E05
MAS-BT-ADB50-WE18-80-V	18	80	50	50	E05
MAS-BT-ADB50-WE20-80-V	20	80	50	52	E06
MAS-BT-ADB50-WE25-100-V	25	100	50	65	E07
MAS-BT-ADB50-WE32-105-V	32	105	50	72	E08
MAS-BT-ADB50-WE40-120-V	40	120	50	90	E09

E01	8395003300	6295000600
E02	8395003400	6295000800
E03	8395003500	6295001000
E04	8395003600	6295001200
E05	8395003700	6295001600
E06	8395027200	6295002000
E07	8395029000	6295002500
E08	8395029000	6295003200
E09		6295003200

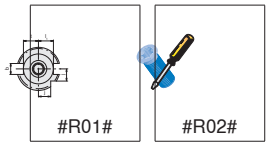

MAS-BT

Weldon adapters, long

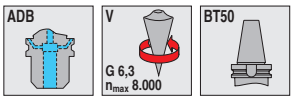

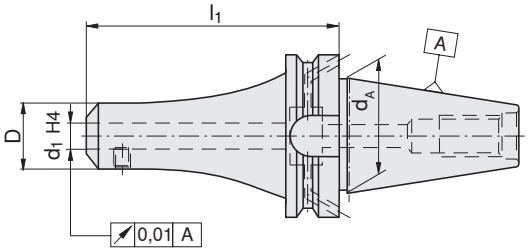

Type, description	d_1 [mm]	l_1 [mm]	d_A [mm]	D [mm]	
MAS-BT-ADB50-WE06-100-V	6	100	50	25	E01
MAS-BT-ADB50-WE06-160-V	6	160	50	25	E01
MAS-BT-ADB50-WE08-100-V	8	100	50	28	E02
MAS-BT-ADB50-WE08-160-V	8	160	50	28	E02
MAS-BT-ADB50-WE10-100-V	10	100	50	35	E03
MAS-BT-ADB50-WE10-160-V	10	160	50	35	E03
MAS-BT-ADB50-WE12-100-V	12	100	50	42	E04
MAS-BT-ADB50-WE12-160-V	12	160	50	42	E04
MAS-BT-ADB50-WE14-100-V	14	100	50	44	E04
MAS-BT-ADB50-WE14-160-V	14	160	50	44	E04
MAS-BT-ADB50-WE16-100-V	16	100	50	48	E05
MAS-BT-ADB50-WE16-160-V	16	160	50	48	E05
MAS-BT-ADB50-WE18-100-V	18	100	50	50	E05
MAS-BT-ADB50-WE18-160-V	18	160	50	50	E05
MAS-BT-ADB50-WE20-100-V	20	100	50	52	E06
MAS-BT-ADB50-WE20-160-V	20	160	50	52	E06
MAS-BT-ADB50-WE25-120-V	25	120	50	65	E07
MAS-BT-ADB50-WE25-160-V	25	160	50	65	E07
MAS-BT-ADB50-WE32-160-V	32	160	50	72	E08

E01	8395003300	6295000600
E02	8395003400	6295000800
E03	8395003500	6295001000
E04	8395003600	6295001200
E05	8395003700	6295001600
E06	8395027200	6295002000
E07	8395029000	6295002500
E08	8395029000	6295003200


#R01#

#R02#

MAS-BT

Weldon adapters with through-coolant (IK)

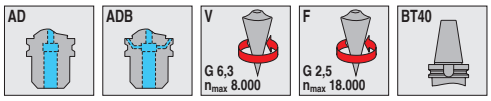

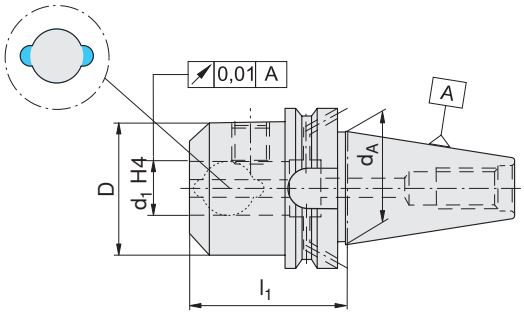

Type, description	d_1 [mm]	l_1 [mm]	d_A [mm]	D [mm]	
MAS-BT-ADB40-WE06IK-50-F	6	50	40	25	E01
MAS-BT-ADB40-WE06IK-50-V	6	50	40	25	E01
MAS-BT-ADB40-WE08IK-50-F	8	50	40	28	E02
MAS-BT-ADB40-WE08IK-50-V	8	50	40	28	E02
MAS-BT-ADB40-WE10IK-63-F	10	63	40	35	E03
MAS-BT-ADB40-WE10IK-63-V	10	63	40	35	E03
MAS-BT-ADB40-WE12IK-63-F	12	63	40	42	E04
MAS-BT-ADB40-WE12IK-63-V	12	63	40	42	E04
MAS-BT-ADB40-WE14IK-63-F	14	63	40	44	E04
MAS-BT-ADB40-WE14IK-63-V	14	63	40	44	E04
MAS-BT-AD40-WE16IK-35-V	16	35	40	48	E05
MAS-BT-ADB40-WE16IK-63-F	16	63	40	48	E05
MAS-BT-ADB40-WE16IK-63-V	16	63	40	48	E05
MAS-BT-ADB40-WE18IK-63-F	18	63	40	50	E05
MAS-BT-ADB40-WE18IK-63-V	18	63	40	50	E05
MAS-BT-AD40-WE20IK-35-V	20	35	40	50	E06
MAS-BT-ADB40-WE20IK-63-F	20	63	40	52	E06
MAS-BT-ADB40-WE20IK-63-V	20	63	40	52	E06
MAS-BT-AD40-WE25IK-40-V	25	40	40	50	E07
MAS-BT-ADB40-WE25IK-100-F	25	100	40	65	E07
MAS-BT-ADB40-WE25IK-100-V	25	100	40	65	E07
MAS-BT-ADB40-WE32IK-100-V	32	100	40	72	E08

E01	8395003300	6295000600
E02	8395003400	6295000800
E03	8395003500	6295001000
E04	8395003600	6295001200
E05	8395003700	6295001600
E06	8395027200	6295002000
E07	8395029000	6295002500
E08	8395029000	6295003200

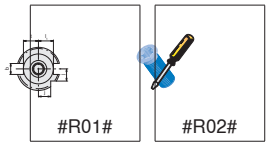

MAS-BT

Whistle Notch adapters

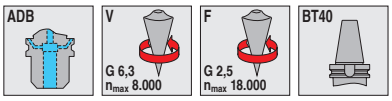

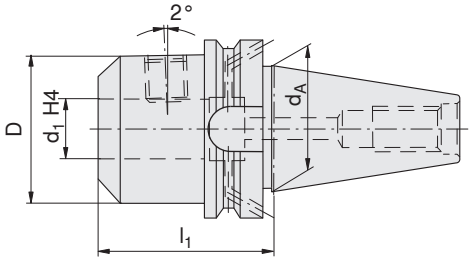

Type, description	d_1 [mm]	l_1 [mm]	d_A [mm]	D [mm]	
MAS-BT-ADB40-WN06-50-F	6	50	40	25	E01
MAS-BT-ADB40-WN06-50-V	6	50	40	25	E01
MAS-BT-ADB40-WN08-50-F	8	50	40	28	E02
MAS-BT-ADB40-WN08-50-V	8	50	40	28	E02
MAS-BT-ADB40-WN10-63-F	10	63	40	35	E03
MAS-BT-ADB40-WN10-63-V	10	63	40	35	E03
MAS-BT-ADB40-WN12-63-F	12	63	40	42	E04
MAS-BT-ADB40-WN12-63-V	12	63	40	42	E04
MAS-BT-ADB40-WN14-63-F	14	63	40	44	E04
MAS-BT-ADB40-WN14-63-V	14	63	40	44	E04
MAS-BT-ADB40-WN16-63-F	16	63	40	48	E05
MAS-BT-ADB40-WN16-63-V	16	63	40	48	E05
MAS-BT-ADB40-WN18-63-F	18	63	40	50	E05
MAS-BT-ADB40-WN18-63-V	18	63	40	50	E05
MAS-BT-ADB40-WN20-63-V	20	63	40	52	E06

E01	8395003300	6295000600
E02	8395003400	6295000800
E03	8395003500	6295001000
E04	8395003600	6295001200
E05	8395003700	6295001600
E06	8395027200	6295002000


#R01#

#R02#

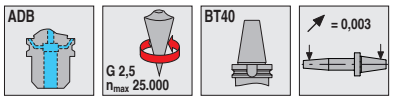

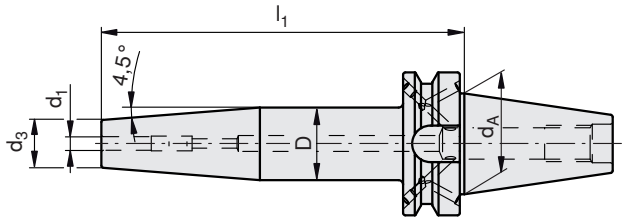

Type, description	d_1 [mm]	l_1 [mm]	d_A [mm]	D [mm]	d_3 [mm]	
MAS-BT-ADB40-SF4.5°-3-80	3	80	40	17	12	
MAS-BT-ADB40-SF4.5°-4-80	4	80	40	17	12	
MAS-BT-ADB40-SF4.5°-5-80	5	80	40	17	12	
MAS-BT-ADB40-SF4.5°-6-90	6	90	40	31	21	E01
MAS-BT-ADB40-SF4.5°-6-160	6	160	40	32	21	E01
MAS-BT-ADB40-SF4.5°-8-90	8	90	40	31	21	E02
MAS-BT-ADB40-SF4.5°-8-160	8	160	40	32	21	E02
MAS-BT-ADB40-SF4.5°-10-90	10	90	40	34	24	E03
MAS-BT-ADB40-SF4.5°-10-160	10	160	40	34	24	E03
MAS-BT-ADB40-SF4.5°-12-90	12	90	40	34	24	E04
MAS-BT-ADB40-SF4.5°-12-160	12	160	40	34	24	E04
MAS-BT-ADB40-SF4.5°-14-90	14	90	40	37	27	E04
MAS-BT-ADB40-SF4.5°-14-160	14	160	40	36	27	E04
MAS-BT-ADB40-SF4.5°-16-90	16	90	40	37	27	E05
MAS-BT-ADB40-SF4.5°-16-160	16	160	40	36	27	E05
MAS-BT-ADB40-SF4.5°-18-90	18	90	40	43	33	E05
MAS-BT-ADB40-SF4.5°-18-160	18	160	40	44	33	E05
MAS-BT-ADB40-SF4.5°-20-90	20	90	40	43	33	E06
MAS-BT-ADB40-SF4.5°-20-160	20	160	40	44	33	E06
MAS-BT-ADB40-SF4.5°-25-100	25	100	40	53	44	E06
MAS-BT-ADB40-SF4.5°-25-160	25	160	40	53	44	E06

⚠ For shanks with tolerance h6 or better

E01	12087062
E02	12087063
E03	12087064
E04	12087065
E05	12087066
E06	12087067

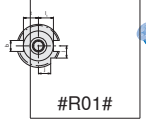
#R01#


#R02#

MAS-BT

Shrink fit adapters

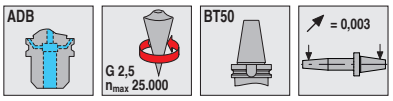

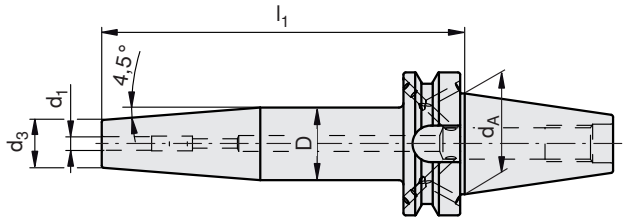

Type, description	d_1 [mm]	l_1 [mm]	d_A [mm]	D [mm]	d_3 [mm]	
MAS-BT-ADB50-SF4.5°-6-100	6	100	50	31	21	E01
MAS-BT-ADB50-SF4.5°-6-160	6	160	50	32	21	E01
MAS-BT-ADB50-SF4.5°-8-100	8	100	50	31	21	E02
MAS-BT-ADB50-SF4.5°-8-160	8	160	50	32	21	E02
MAS-BT-ADB50-SF4.5°-10-100	10	100	50	34	24	E03
MAS-BT-ADB50-SF4.5°-10-160	10	160	50	34	24	E03
MAS-BT-ADB50-SF4.5°-12-100	12	100	50	34	24	E04
MAS-BT-ADB50-SF4.5°-12-160	12	160	50	34	24	E04
MAS-BT-ADB50-SF4.5°-14-100	14	100	50	37	27	E04
MAS-BT-ADB50-SF4.5°-14-160	14	160	50	36	27	E04
MAS-BT-ADB50-SF4.5°-16-100	16	100	50	37	27	E05
MAS-BT-ADB50-SF4.5°-16-160	16	160	50	36	27	E05
MAS-BT-ADB50-SF4.5°-18-100	18	100	50	43	33	E05
MAS-BT-ADB50-SF4.5°-18-160	18	160	50	44	33	E05
MAS-BT-ADB50-SF4.5°-20-100	20	100	50	43	33	E06
MAS-BT-ADB50-SF4.5°-20-160	20	160	50	44	33	E06
MAS-BT-ADB50-SF4.5°-25-120	25	120	50	57	44	E06
MAS-BT-ADB50-SF4.5°-25-160	25	160	50	53	44	E06
MAS-BT-ADB50-SF4.5°-32-120	32	120	50	57	44	E06
MAS-BT-ADB50-SF4.5°-32-160	32	160	50	53	44	E06

⚠ For shanks with tolerance h6 or better

E01	12087062
E02	12087063
E03	12087064
E04	12087065
E05	12087066
E06	12087067

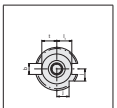
#R01#

#R02#

MAS-BT

Hydraulic expansion chucks

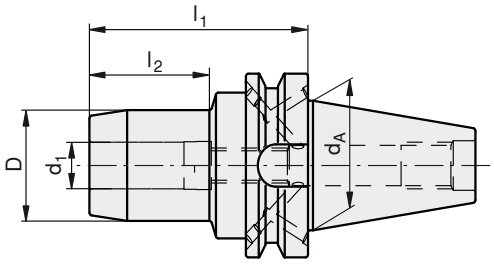

Type, description	d_1 [mm]	l_1 [mm]	l_2 [mm]	d_A [mm]	D [mm]
MAS-BT-ADB40-HD06-90	6	90	40	40	26
MAS-BT-ADB40-HD08-90	8	90	40	40	28
MAS-BT-ADB40-HD10-90	10	90	40	40	30
MAS-BT-ADB40-HD12-90	12	90	40	40	32
MAS-BT-ADB40-HD14-90	14	90	40	40	34
MAS-BT-ADB40-HD16-90	16	90	40	40	38
MAS-BT-ADB40-HD18-90	18	90	40	40	40
MAS-BT-ADB40-HD20-90	20	90	40	40	42
MAS-BT-ADB40-HD25-90	25	90	40	40	55
MAS-BT-ADB40-HD32-90	32	90	40	40	63
MAS-BT-ADB50-HD06-110	6	110	40	50	26
MAS-BT-ADB50-HD08-110	8	110	40	50	28
MAS-BT-ADB50-HD10-110	10	110	40	50	30
MAS-BT-ADB50-HD12-110	12	110	40	50	32
MAS-BT-ADB50-HD14-110	14	110	40	50	34
MAS-BT-ADB50-HD16-110	16	110	40	50	38
MAS-BT-ADB50-HD18-110	18	110	40	50	40
MAS-BT-ADB50-HD20-110	20	110	40	50	42
MAS-BT-ADB50-HD25-110	25	110	40	50	55
MAS-BT-ADB50-HD32-115	32	115	40	50	63

⚠ For tools with shank to DIN 1835 A+B and DIN 6535 HA+HB
Shank to DIN 6535 HE in connection with reduction sleeves

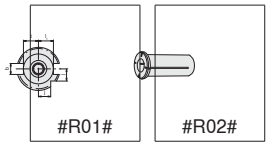

MAS-BT

Collet chucks type ER

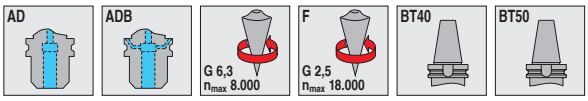

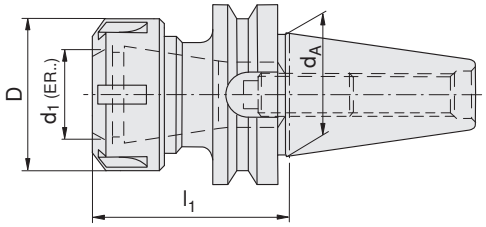

Type, description	d_1 [mm]	l_1 [mm]	d_A [mm]	D [mm]	
MAS-BT-ADB40-ER16-60	16	60	40	32	E01
MAS-BT-ADB40-ER16-60-F	16	60	40	32	E01
MAS-BT-ADB40-ER16-120	16	120	40	32	E01
MAS-BT-ADB40-ER16-120-F	16	120	40	32	E01
MAS-BT-ADB40-ER25-70	25	70	40	42	E02
MAS-BT-ADB40-ER25-70-F	25	70	40	42	E02
MAS-BT-ADB40-ER25-120	25	120	40	42	E02
MAS-BT-ADB40-ER25-120-F	25	120	40	42	E02
MAS-BT-ADB40-ER32-70	32	70	40	50	E03
MAS-BT-ADB40-ER32-70-F	32	70	40	50	E03
MAS-BT-ADB40-ER32-120	32	120	40	50	E03
MAS-BT-ADB40-ER32-120-F	32	120	40	50	E03
MAS-BT-ADB40-ER40-70	40	70	40	63	E04
MAS-BT-ADB40-ER40-70-F	40	70	40	63	E04
MAS-BT-AD50-ER25-100	25	100	50	42	E02
MAS-BT-AD50-ER25-160	25	160	50	42	E02
MAS-BT-AD50-ER.2-20.75	32	75	50	50	E03
MAS-BT-AD50-ER32-100	32	100	50	50	E03
MAS-BT-AD50-ER32-160	32	160	50	50	E03
MAS-BT-AD50-ER.4-26.75	40	75	50	63	E04
MAS-BT-AD50-ER40-100	40	100	50	63	E04

E01	6295005400		8335711600
E02	6295005500	8395001000	8335712500
E03	6295005600	8395001000	8335713200
E04	6295005700	8395001100	8335714000


#R01#

#R02#

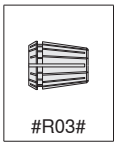
#R03#

MAS-BT

Collet chucks type ER-D

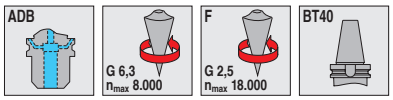

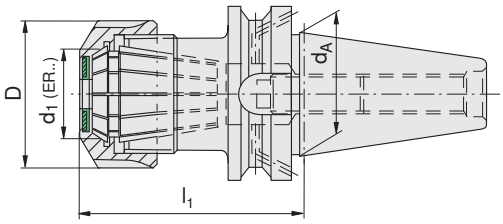

Type, description	d_1 [mm]	l_1 [mm]	d_A [mm]	D [mm]	
MAS-BT-ADB40-ER25D-73	25	73	40	42	E01
MAS-BT-ADB40-ER25D-123	25	123	40	42	E01
MAS-BT-ADB40-ER25D-123-F	25	123	40	42	E01
MAS-BT-ADB40-ER32D-73	32	73	40	50	E02
MAS-BT-ADB40-ER32D-73-F	32	73	40	50	E02
MAS-BT-ADB40-ER32D-123	32	123	40	50	E02
MAS-BT-ADB40-ER32D-123-F	32	123	40	50	E02
MAS-BT-ADB40-ER40D-73	40	73	40	63	E03

E01	8395005500	8395001000	8335712500
E02	8395005600	8395001000	8335713200
E03	8395005700	8395001100	8335714000

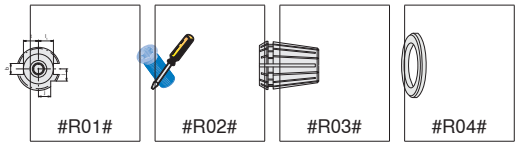

MAS-BT

Collet chucks type OZ

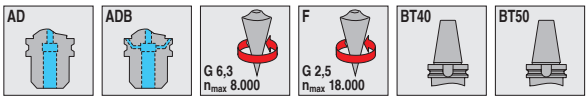

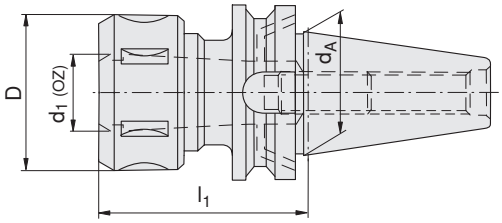

Type, description	d_1 [mm]	l_1 [mm]	d_A [mm]	D [mm]	
MAS-BT-ADB40-BC2-16-70	16	70	40	43	E01
MAS-BT-ADB40-BC2-16-120	16	120	40	43	E01
MAS-BT-ADB40-BC2-16-120-F	16	120	40	43	E01
MAS-BT-ADB40-BC2-25-70	25	70	40	60	E02
MAS-BT-ADB40-BC2-25-120	25	120	40	60	E02
MAS-BT-ADB40-BC2-25-120-F	25	120	40	60	E02
MAS-BT-AD50-BC2-25-90	25	90	50	60	E02
MAS-BT-AD50-BC2-25-120	25	120	50	60	E02
MAS-BT-AD50-BC4-32-100	32	100	50	72	E03
MAS-BT-AD50-BC4-32-120	32	120	50	72	E03

E01	6295005000	8395001000	8335411600
E02	6295005100	8395001000	8335412500
E03		8395001100	8335413200

MAS-BT

Combination shell mill adapters

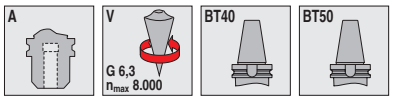

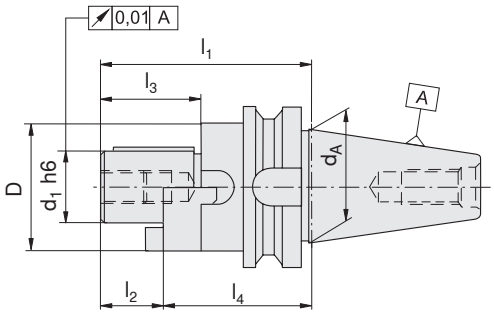

Type, description	d_1 [mm]	d_A [mm]	D [mm]	l_1 [mm]	l_2 [mm]	l_3 [mm]	l_4 [mm]	
MAS-BT-A40.KA16.55.V	16	40	32	72	17	27	55	E01
MAS-BT-A40.KA22.55.V	22	40	40	74	19	31	55	E02
MAS-BT-A40.KA27.55.V	27	40	48	76	21	33	55	E03
MAS-BT-A40.KA32.60.V	32	40	58	84	24	38	60	E04
MAS-BT-A40.KA40.60.V	40	40	70	87	27	41	60	E05
MAS-BT-A50.KA16.70.V	16	50	32	72	17	27	70	E01
MAS-BT-A50.KA22.70.V	22	50	40	74	19	31	70	E02
MAS-BT-A50.KA27.70.V	27	50	48	76	21	33	70	E03
MAS-BT-A50.KA32.70.V	32	50	58	84	24	38	70	E04
MAS-BT-A50.KA40.70.V	40	50	70	87	27	41	70	E05

E01	8337011600	8395028400	8395011300	8336701600	8336811600
E02	8337012200	8395028500	8395012400	8336702200	8336812200
E03	8337012700	8395028600	8395012500	8336702700	8336812700
E04	8337013200	8395028700	8395012600	8336703200	8336813200
E05	8337014000	8395028800	8395011200	8336704000	8336814000

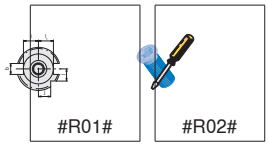

MAS-BT

Shell mill adapters, centre bolt

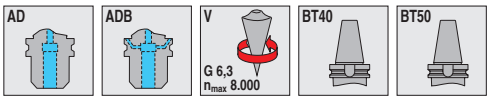

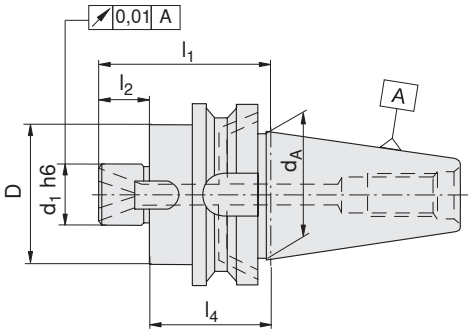

Type, description	d_1 [mm]	d_A [mm]	D [mm]	l_1 [mm]	l_2 [mm]	l_4 [mm]	
MAS-BT-ADB40.QA16.52.V	16	40	38	69	17	52	E01
MAS-BT-ADB40.QA16.100.V	16	40	38	117	17	100	E01
MAS-BT-ADB40.QA16.160.V	16	40	38	177	17	160	E01
MAS-BT-ADB40.QA22.52.V	22	40	48	71	19	52	E02
MAS-BT-ADB40.QA22.100.V	22	40	48	119	19	100	E02
MAS-BT-ADB40.QA22.160.V	22	40	48	179	19	160	E02
MAS-BT-ADB40.QA27.52.V	27	40	58	73	21	52	E03
MAS-BT-ADB40.QA27.100.V	27	40	58	121	21	100	E03
MAS-BT-ADB40.QA27.160.V	27	40	58	181	21	160	E03
MAS-BT-ADB40.QA32.50.V	32	40	78	74	24	50	E04
MAS-BT-ADB40.QA32.100.V	32	40	78	124	24	100	E04
MAS-BT-ADB40.QA32.160.V	32	40	78	184	24	160	E04
MAS-BT-ADB40.QA40.50.V	40	40	88	77	27	50	E05
MAS-BT-ADB40.QA40.100.V	40	40	88	127	27	100	E05
MAS-BT-ADB40.QA40.160.V	40	40	88	187	27	160	E05
MAS-BT-AD50.QA16.63.V	16	50	48	80	17	63	E01
MAS-BT-AD50.QA16.100.V	16	50	38	117	17	100	E01
MAS-BT-AD50.QA16.160.V	16	50	38	177	17	160	E01
MAS-BT-AD50.QA22.63.V	22	50	48	82	19	63	E02
MAS-BT-AD50.QA22.100.V	22	50	48	119	19	100	E02
MAS-BT-AD50.QA22.160.V	22	50	48	179	19	160	E02
MAS-BT-AD50-QA27-63	27	50	58	84	21	63	E03
MAS-BT-AD50.QA27.100.V	27	50	58	121	21	100	E03
MAS-BT-AD50.QA27.160.V	27	50	58	181	21	160	E03
MAS-BT-AD50.QA32.60.V	32	50	78	84	24	60	E04
MAS-BT-AD50.QA32.100.V	32	50	78	124	24	100	E04
MAS-BT-AD50.QA32.160.V	32	50	78	184	24	160	E04
MAS-BT-AD50.QA40.60.V	40	50	88	87	27	60	E05
MAS-BT-AD50.QA40.100.V	40	50	88	127	27	100	E05
MAS-BT-AD50.QA40.160.V	40	50	88	187	27	160	E05

E01	8395012000	8395029600	8395011300	8336701600	8336811600
E02	8395012100	8395029700	8395012400	8336702200	8336812200
E03	8395012200	8395013600	8395012500	8336702700	8336812700
E04	8395012300	8395013700	8395012600	8336703200	8336813200
E05	8395029500	8395013800	8395011200	8336704000	8336814000

#R01#

#R02#

MAS-BT

Shell mill adapters, 4 bolts

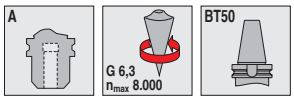

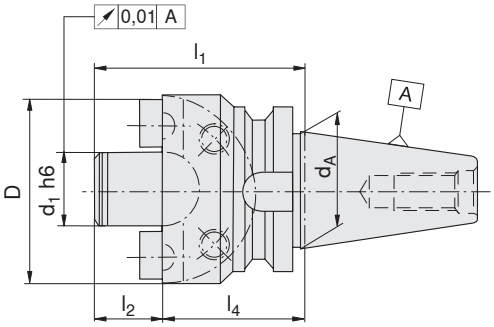

Type, description	d_1 [mm]	d_A [mm]	D [mm]	l_1 [mm]	l_2 [mm]	l_4 [mm]	
MAS-BT-A50-MA40-70	40	50	89	100	30	70	E01
MAS-BT-A50-MA60-80	60	50	129	120	40	80	E02

E01	8395029500	8395013800	8395014000
E02	8395029800		333940 / 8395016000

#R01#

#R02#

MAS-BT

Morse taper adapters with tang / Morse taper adapters with thread

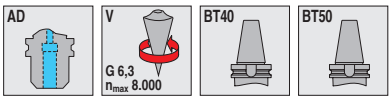

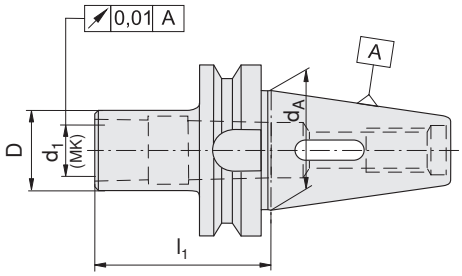

Type, description	d_1 Morse taper [MK]	l_1 [mm]	d_A [mm]	D [mm]
MAS-BT-AD40.KH.MK1.50.V	1	50	40	25
MAS-BT-AD40.KH.MK2.50.V	2	50	40	32
MAS-BT-AD40.KH.MK3.70.V	3	70	40	40
MAS-BT-AD40.KH.MK4.95.V	4	95	40	48
MAS-BT-AD50.KH.MK1.45.V	1	45	50	25
MAS-BT-AD50.KH.MK2.60.V	2	60	50	32
MAS-BT-AD50.KH.MK4.95.V	4	95	50	48
MAS-BT-AD50.KH.MK5.105.V	5	105	50	63

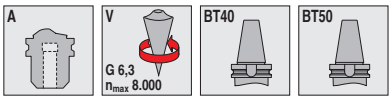

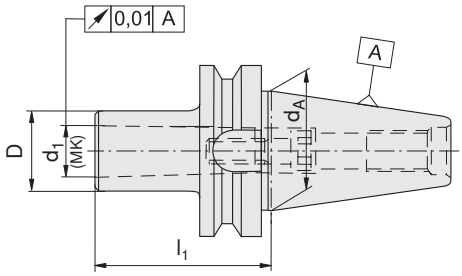

Type, description	d_1 Morse taper [MK]	l_1 [mm]	d_A [mm]	D [mm]	
MAS-BT-A40-MK3C-70-V	3	70	40	40	E01
MAS-BT-A40-MK4C-95-V	4	95	40	48	E02
MAS-BT-A50-MK1C-45-V	1	45	50	25	E03
MAS-BT-A50-MK2C-60-V	2	60	50	32	E04
MAS-BT-A50-MK3C-65-V	3	65	50	40	E01
MAS-BT-A50-MK4C-95-V	4	95	50	48	E02
MAS-BT-A50-MK5C-118-V	5	118	50	63	E05

E01	8335901700	8395003000	8395001800	8395026900
E02	8335902300	8395003100	8395001900	8395027000
E03	8335902000	8395003100	8395026000	8395026600
E04	8335902000	8395003100	8395001700	8395026800
E05	8335903300	8395003100	8395026200	8395027100


#R01#

#R02#

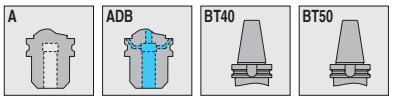

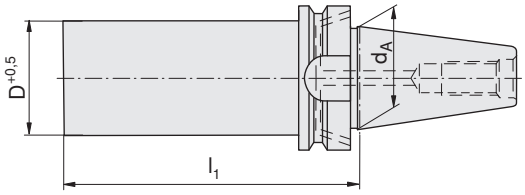

Type, description	d_A [mm]	D [mm]	l [mm]
MAS-BT-ADB40-HF63-250	40	63	250
MAS-BT-A50-HF63,5-300	50	63.5	300

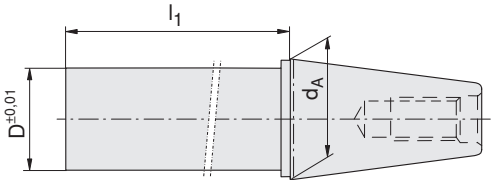

Type, description	d_A [mm]	D [mm]	l [mm]
DIN69871/MAS-BT-A40.KD.40.330	40	40	330
DIN69871/MAS-BT-A50.KD.50.330	50	50	330

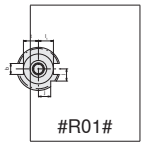

HSK-A

Weldon adapters

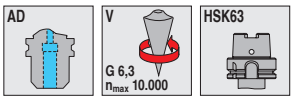

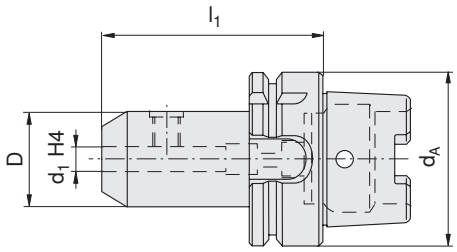

Type, description	d_1 [mm]	l_1 [mm]	d_A [mm]	D [mm]	
HSK63A-WE06-65-V	6	65	63	25	E01
HSK63A-WE06-160-V	6	160	63	22	E01
HSK63A-WE08-65-V	8	65	63	28	E02
HSK63A-WE08-160-V	8	160	63	24	E02
HSK63A-WE10-65-V	10	65	63	35	E03
HSK63A-WE10-160-V	10	160	63	25	E03
HSK63A-WE12-80-V	12	80	63	42	E04
HSK63A-WE12-160-V	12	160	63	26	E04
HSK63A-WE14-80-V	14	80	63	44	E04
HSK63A-WE14-160-V	14	160	63	28	E04
HSK63A-WE16-80-V	16	80	63	48	E05
HSK63A-WE16-160-V	16	160	63	30	E05
HSK63A-WE18-80-V	18	80	63	50	E05
HSK63A-WE18-160-V	18	160	63	32	E05
HSK63A-WE20-80-V	20	80	63	52	E06
HSK63A-WE20-160-V	20	160	63	34	E06
HSK63A-WE25-110-V	25	110	63	65	E07
HSK63A-WE25-160-V	25	160	63	65	E07
HSK63A-WE32-110-V	32	110	63	72	E08
HSK63A-WE32-160-V	32	160	63	72	E08

E01	8376006300	6295000600
E02	8376006300	6295000800
E03	8376006300	6295001000
E04	8376006300	6295001200
E05	8376006300	6295001600
E06	8376006300	6295002000
E07	8376006300	6295002500
E08	8376006300	6295003200

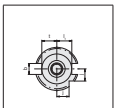
#R01#

#R02#

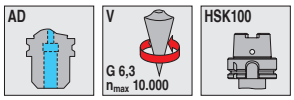

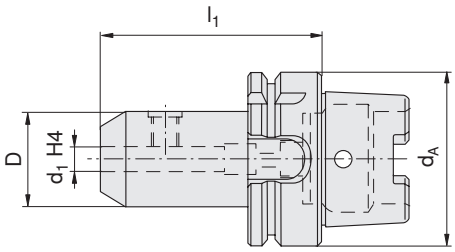

Type, description	d_1 [mm]	l_1 [mm]	d_A [mm]	D [mm]	
HSK100A-WE06-80-V	6	80	100	25	E01
HSK100A-WE06-160-V	6	160	100	22	E01
HSK100A-WE08-80-V	8	80	100	28	E02
HSK100A-WE08-160-V	8	160	100	24	E02
HSK100A-WE10-80-V	10	80	100	35	E03
HSK100A-WE10-160-V	10	160	100	25	E03
HSK100A-WE12-80-V	12	80	100	42	E04
HSK100A-WE12-160-V	12	160	100	25	E04
HSK100A-WE14-80-V	14	80	100	44	E04
HSK100A-WE14-160-V	14	160	100	28	E04
HSK100A-WE16-100-V	16	100	100	48	E05
HSK100A-WE16-160-V	16	160	100	30	E05
HSK100A-WE18-100-V	18	100	100	50	E05
HSK100A-WE18-160-V	18	160	100	32	E05
HSK100A-WE20-100-V	20	100	100	52	E06
HSK100A-WE20-160-V	20	160	100	34	E06
HSK100A-WE25-100-V	25	100	100	65	E07
HSK100A-WE25-160-V	25	160	100	65	E07
HSK100A-WE32-100-V	32	100	100	75	E08
HSK100A-WE32-160-V	32	160	100	75	E08

E01	8376010000	6295000600
E02	8376010000	6295000800
E03	8376010000	6295001000
E04	8376010000	6295001200
E05	8376010000	6295001600
E06	8376010000	6295002000
E07	8376010000	6295002500
E08	8376010000	6295003200

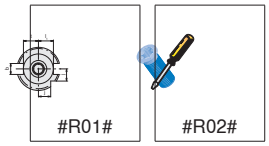

HSK-A

Whistle Notch adapters

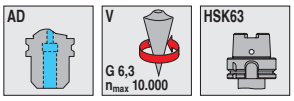

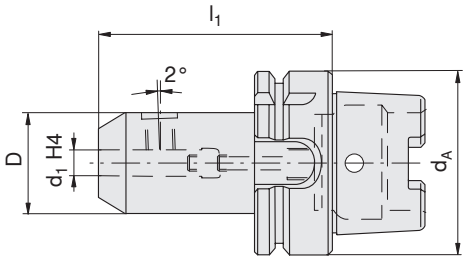

Type, description	d_1 [mm]	l_1 [mm]	d_A [mm]	D [mm]	
HSK63A-WN06-80-V	6	80	63	25	E01
HSK63A-WN06-160-V	6	160	63	22	E01
HSK63A-WN08-80-V	8	80	63	28	E02
HSK63A-WN08-160-V	8	160	63	24	E02
HSK63A-WN10-80-V	10	80	63	35	E03
HSK63A-WN10-160-V	10	160	63	25	E03
HSK63A-WN12-90-V	12	90	63	42	E04
HSK63A-WN12-160-V	12	160	63	26	E04
HSK63A-WN14-90-V	14	90	63	44	E04
HSK63A-WN14-160-V	14	160	63	28	E04
HSK63A-WN16-100-V	16	100	63	48	E05
HSK63A-WN16-160-V	16	160	63	30	E05
HSK63A-WN18-100-V	18	100	63	50	E05
HSK63A-WN18-160-V	18	160	63	32	E05
HSK63A-WN20-100-V	20	100	63	52	E06
HSK63A-WN20-160-V	20	160	63	34	E06
HSK63A-WN25-110-V	25	110	63	65	E07
HSK63A-WN25-160-V	25	160	63	65	E07
HSK63A-WN32-110-V	32	110	63	72	E08
HSK63A-WN32-160-V	32	160	63	72	E08

E01	8376006300	6295000600
E02	8376006300	6295000800
E03	8376006300	6295001000
E04	8376006300	6295001200
E05	8376006300	6295001600
E06	8376006300	6295002000
E07	8376006300	6295002500
E08	8376006300	6295003200

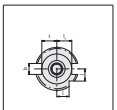
#R01#

#R02#

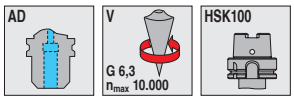

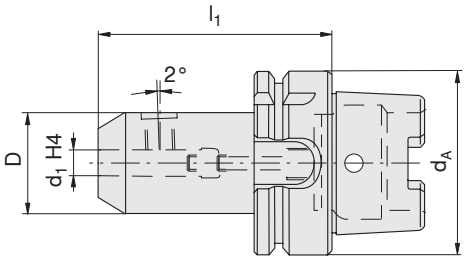

Type, description	d_1 [mm]	l_1 [mm]	d_A [mm]	D [mm]	
HSK100A-WN06-90-V	6	90	100	25	E01
HSK100A-WN06-160-V	6	160	100	22	E01
HSK100A-WN08-90-V	8	90	100	28	E02
HSK100A-WN08-160-V	8	160	100	24	E02
HSK100A-WN10-90-V	10	90	100	35	E03
HSK100A-WN10-160-V	10	160	100	25	E03
HSK100A-WN12-100-V	12	100	100	42	E04
HSK100A-WN12-160-V	12	160	100	26	E04
HSK100A-WN14-100-V	14	100	100	44	E04
HSK100A-WN14-160-V	14	160	100	28	E04
HSK100A-WN16-100-V	16	100	100	48	E05
HSK100A-WN16-160-V	16	160	100	30	E05
HSK100A-WN18-100-V	18	100	100	50	E05
HSK100A-WN18-160-V	18	160	100	32	E05
HSK100A-WN20-110-V	20	110	100	52	E06
HSK100A-WN20-160-V	20	160	100	34	E06
HSK100A-WN25-120-V	25	120	100	65	E07
HSK100A-WN25-160-V	25	160	100	65	E07
HSK100A-WN32-120-V	32	120	100	72	E08
HSK100A-WN32-160-V	32	160	100	72	E08

E01	8376010000	6295000600
E02	8376010000	6295000800
E03	8376010000	6295001000
E04	8376010000	6295001200
E05	8376010000	6295001600
E06	8376010000	6295002000
E07	8376010000	6295002500
E08	8376010000	6295003200

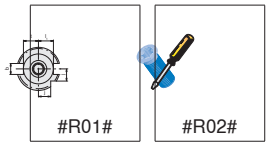

HSK-A

Shrink fit adapters

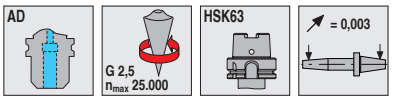

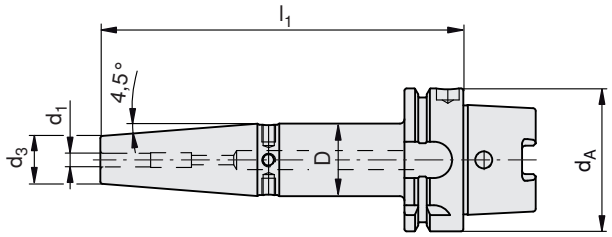

Type, description	d_1 [mm]	l_1 [mm]	d_A [mm]	D [mm]	d_3 [mm]	
HSK63A-SF4.5°-3-80	3	80	63	17	12	
HSK63A-SF4.5°-3-120	3	120	63	17	12	
HSK63A-SF4.5°-3-160	3	160	63	17	12	
HSK63A-SF4.5°-4-80	4	80	63	17	12	
HSK63A-SF4.5°-4-120	4	120	63	17	12	
HSK63A-SF4.5°-4-160	4	160	63	17	12	
HSK63A-SF4.5°-5-80	5	80	63	17	12	
HSK63A-SF4.5°-5-120	5	120	63	17	12	
HSK63A-SF4.5°-5-160	5	160	63	17	12	
HSK63A-SF4.5°-6-80	6	80	63	30	21	E01
HSK63A-SF4.5°-6-120	6	120	63	32	21	E01
HSK63A-SF4.5°-6-160	6	160	63	32	21	E01
HSK63A-SF4.5°-6-200	6	200	63	32	21	E01
HSK63A-SF4.5°-8-80	8	80	63	30	21	E02
HSK63A-SF4.5°-8-120	8	120	63	32	21	E02
HSK63A-SF4.5°-8-160	8	160	63	32	21	E02
HSK63A-SF4.5°-8-200	8	200	63	32	21	E02
HSK63A-SF4.5°-10-85	10	85	63	33	24	E03
HSK63A-SF4.5°-10-120	10	120	63	34	24	E03
HSK63A-SF4.5°-10-160	10	160	63	34	24	E03
HSK63A-SF4.5°-10-200	10	200	63	34	24	E03
HSK63A-SF4.5°-12-90	12	90	63	34	24	E04
HSK63A-SF4.5°-12-120	12	120	63	34	24	E04
HSK63A-SF4.5°-12-160	12	160	63	34	24	E04
HSK63A-SF4.5°-12-200	12	200	63	34	24	E04
HSK63A-SF4.5°-14-90	14	90	63	37	27	E04
HSK63A-SF4.5°-14-120	14	120	63	36	27	E04
HSK63A-SF4.5°-14-160	14	160	63	36	27	E04
HSK63A-SF4.5°-14-200	14	200	63	36	27	E04
HSK63A-SF4.5°-16-95	16	95	63	38	27	E05
HSK63A-SF4.5°-16-120	16	120	63	36	27	E05
HSK63A-SF4.5°-16-160	16	160	63	36	27	E05
HSK63A-SF4.5°-16-200	16	200	63	36	27	E05
HSK63A-SF4.5°-18-95	18	95	63	44	33	E05
HSK63A-SF4.5°-18-160	18	160	63	44	33	E05
HSK63A-SF4.5°-18-200	18	200	63	44	33	E05

⚠ For shanks with tolerance h6 or better

E01	12087062
E02	12087063
E03	12087064
E04	12087065
E05	12087066

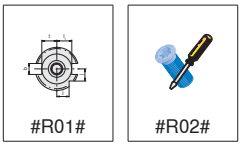

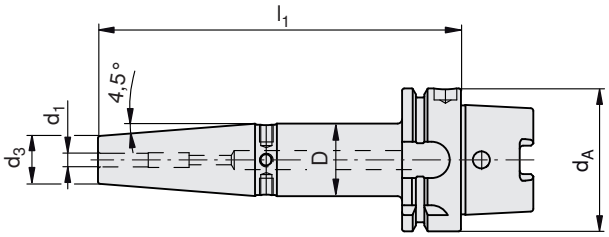

Type, description	d_1 [mm]	l_1 [mm]	d_A [mm]	D [mm]	d_3 [mm]	
HSK63A-SF4.5°-20-100	20	100	63	45	33	E01
HSK63A-SF4.5°-20-160	20	160	63	44	33	E01
HSK63A-SF4.5°-20-200	20	200	63	44	33	E01
HSK63A-SF4.5°-25-115	25	115	63	53	44	E01
HSK63A-SF4.5°-25-160	25	160	63	53	44	E01
HSK63A-SF4.5°-25-200	25	200	63	53	44	E01
HSK63A-SF4.5°-32-120	32	120	63	53	44	E01
HSK63A-SF4.5°-32-160	32	160	63	53	44	E01
HSK63A-SF4.5°-32-200	32	200	63	53	44	E01
HSK100A-SF4.5°-6-85	6	85	100	30	21	E02
HSK100A-SF4.5°-6-120	6	120	100	32	21	E02
HSK100A-SF4.5°-6-160	6	160	100	32	21	E02
HSK100A-SF4.5°-6-200	6	200	100	32	21	E02
HSK100A-SF4.5°-8-85	8	85	100	30	21	E03
HSK100A-SF4.5°-8-120	8	120	100	32	21	E03
HSK100A-SF4.5°-8-160	8	160	100	32	21	E03
HSK100A-SF4.5°-8-200	8	200	100	32	21	E03
HSK100A-SF4.5°-10-90	10	90	100	34	24	E04
HSK100A-SF4.5°-10-120	10	120	100	34	24	E04
HSK100A-SF4.5°-10-160	10	160	100	34	24	E04
HSK100A-SF4.5°-10-200	10	200	100	34	24	E04
HSK100A-SF4.5°-12-95	12	95	100	35	24	E05
HSK100A-SF4.5°-12-120	12	120	100	34	24	E05
HSK100A-SF4.5°-12-160	12	160	100	34	24	E05
HSK100A-SF4.5°-12-200	12	200	100	34	24	E05
HSK100A-SF4.5°-14-95	14	95	100	38	27	E05
HSK100A-SF4.5°-14-120	14	120	100	36	27	E05
HSK100A-SF4.5°-14-160	14	160	100	36	27	E05
HSK100A-SF4.5°-14-200	14	200	100	36	27	E05
HSK100A-SF4.5°-16-100	16	100	100	39	27	E06
HSK100A-SF4.5°-16-160	16	160	100	36	27	E06
HSK100A-SF4.5°-16-200	16	200	100	36	27	E06
HSK100A-SF4.5°-18-100	18	100	100	45	33	E06
HSK100A-SF4.5°-18-160	18	160	100	44	33	E06
HSK100A-SF4.5°-18-200	18	200	100	44	33	E06

⚠ For shanks with tolerance h6 or better

E01	12087067
E02	12087062
E03	12087063
E04	12087064
E05	12087065
E06	12087066

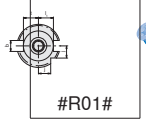
#R01#


#R02#

HSK-A

Shrink fit adapters

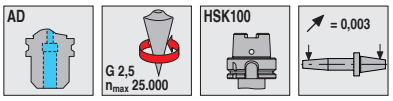

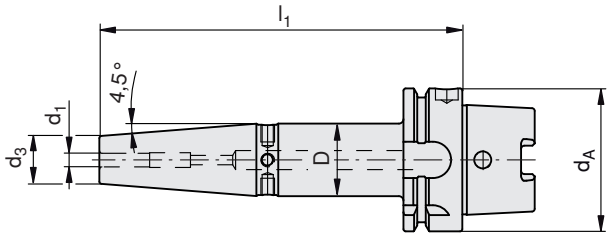

Type, description	d_1 [mm]	l_1 [mm]	d_A [mm]	D [mm]	d_3 [mm]	
HSK100A-SF4.5°-20-105	20	105	100	45	33	E01
HSK100A-SF4.5°-20-160	20	160	100	44	33	E01
HSK100A-SF4.5°-20-200	20	200	100	44	33	E01
HSK100A-SF4.5°-25-115	25	115	100	53	44	E01
HSK100A-SF4.5°-25-160	25	160	100	53	44	E01
HSK100A-SF4.5°-25-200	25	200	100	53	44	E01
HSK100A-SF4.5°-32-120	32	120	100	59	44	E01
HSK100A-SF4.5°-32-160	32	160	100	53	44	E01
HSK100A-SF4.5°-32-200	32	200	100	53	44	E01

⚠ For shanks with tolerance h6 or better

E01	12087067

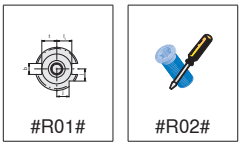

HSK-A

Hydraulic expansion chucks

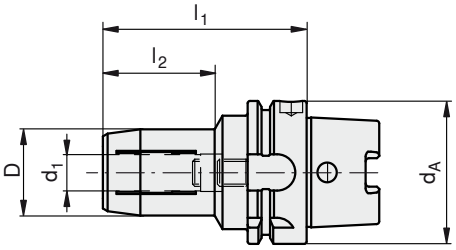

Type, description	d_1 [mm]	l_1 [mm]	l_2 [mm]	d_A [mm]	D [mm]
HSK63A-HD06-70	6	70	26	63	26
HSK63A-HD06-150	6	150	105	63	26
HSK63A-HD06-200	6	200	155	63	26
HSK63A-HD08-70	8	70	26	63	28
HSK63A-HD08-150	8	150	105	63	28
HSK63A-HD08-200	8	200	155	63	28
HSK63A-HD10-80	10	80	35	63	30
HSK63A-HD10-150	10	150	105	63	30
HSK63A-HD10-200	10	200	155	63	30
HSK63A-HD12-85	12	85	40	63	32
HSK63A-HD12-150	12	150	105	63	32
HSK63A-HD12-200	12	200	155	63	32
HSK63A-HD14-85	14	85	40	63	34
HSK63A-HD14-150	14	150	105	63	34
HSK63A-HD14-200	14	200	155	63	34
HSK63A-HD16-90	16	90	46	63	38
HSK63A-HD16-150	16	150	105	63	38
HSK63A-HD16-200	16	200	155	63	38
HSK63A-HD18-90	18	90	46	63	40
HSK63A-HD18-150	18	150	105	63	40
HSK63A-HD18-200	18	200	155	63	40
HSK63A-HD20-90	20	90	46	63	42
HSK63A-HD20-150	20	150	105	63	42
HSK63A-HD20-200	20	200	155	63	42
HSK63A-HD25-120	25	120	52	63	53
HSK63A-HD32-125	32	125	99	63	60
HSK100A-HD06-75	6	75	26	100	26
HSK100A-HD08-75	8	75	26	100	28
HSK100A-HD10-90	10	90	40	100	30
HSK100A-HD12-95	12	95	40	100	32
HSK100A-HD14-95	14	95	40	100	34
HSK100A-HD16-100	16	100	46	100	38
HSK100A-HD18-100	18	100	46	100	40
HSK100A-HD20-105	20	105	46	100	42
HSK100A-HD25-115	25	115	86	100	57
HSK100A-HD32-120	32	120	91	100	64

⚠ For tools with shank to DIN 1835 A+B and DIN 6535 HA+HB
Shank to DIN 6535 HE in connection with reduction sleeves

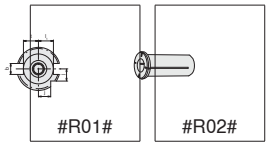

HSK-A

Collet chucks type ER

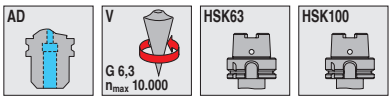

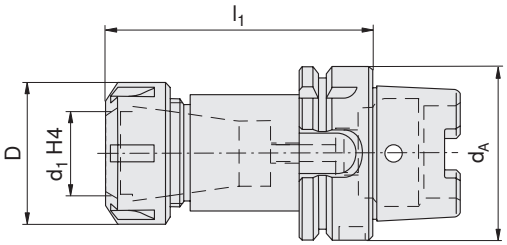

Type, description	d_1 [mm]	l_1 [mm]	d_A [mm]	D [mm]	
HSK63A-ER16-100-V	16	100	63	28	E01
HSK63A-ER16-160-V	16	160	63	28	E01
HSK63A-ER20-103-V	20	103	63	35	E02
HSK63A-ER25-103-V	25	103	63	42	E03
HSK63A-ER25-160-V	25	160	63	42	E03
HSK63A-ER32-103-V	32	103	63	50	E04
HSK63A-ER40-120-V	40	120	63	63	E05
HSK100A-ER16-100-V	16	100	100	32	E06
HSK100A-ER16-160-V	16	160	100	32	E06
HSK100A-ER20-103-V	20	103	100	35	E07
HSK100A-ER25-103-V	25	103	100	42	E08
HSK100A-ER25-160-V	25	160	100	42	E08
HSK100A-ER32-103-V	32	103	100	50	E09
HSK100A-ER40-120-V	40	120	100	63	E10

E01	6295005400	8376006300	11154410	8335711600
E02	6295004500	8376006300	11154413	
E03	6295005500	8376006300	11154414	8335712500
E04	6295005600	8376006300	11154418	8335713200
E05	6295005700	8376006300	11154419	8335714000
E06	6295005400	8376010000	11154410	8335711600
E07	6295004500	8376010000	11154413	
E08	6295005500	8376010000	11154414	8335712500
E09	6295005600	8376010000	11154418	8335713200
E10	6295005700	8376010000	11154419	8335714000

HSK-A

Shell mill adapters, centre bolt

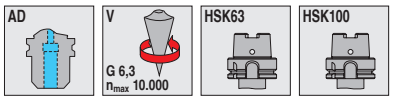

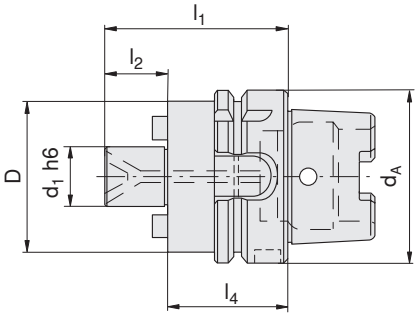

Type, description	d_1 [mm]	d_A [mm]	D [mm]	l_1 [mm]	l_2 [mm]	l_4 [mm]	
HSK63A-QA16-50-V	16	63	40	67	17	50	E01
HSK63A-QA22-50-V	22	63	50	69	19	50	E02
HSK63A-QA27-60-V	27	63	60	81	21	60	E03
HSK63A-QA32-60-V	32	63	78	84	24	60	E04
HSK63A-QA40-60-V	40	63	89	87	27	60	E05
HSK100A-QA16-50-V	16	100	40	67	17	50	E06
HSK100A-QA22-50-V	22	100	50	69	19	50	E07
HSK100A-QA27-50-V	27	100	60	71	21	50	E08
HSK100A-QA32-50-V	32	100	78	74	24	50	E09
HSK100A-QA40-60-V	40	100	89	87	27	60	E10
HSK100A-QA60-70-V	60	100	129	110	40	70	E11

E01	8395012000	8376006300	8395029600		8336701600
E02	8395012100	8376006300	8395029700		8336702200
E03	8395012200	8376006300	8395013600		8336702700
E04	8395012300	8376006300	8395013700		8336703200
E05	8395029500	8376006300	8395013800	8395014000	8336704000
E06	8395012000	8376010000	8395029600		8336701600
E07	8395012100	8376010000	8395029700		8336702200
E08	8395012200	8376010000	8395013600		8336702700
E09	8395012300	8376010000	8395013700		8336703200
E10	8395029500	8376010000	8395013800	8395014000	8336704000
E11	8395029800	8376010000		8395016000 / 8395012500	

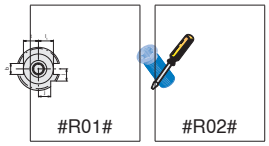

HSK-A

Adapters for threaded shank milling cutters

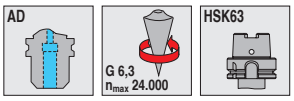

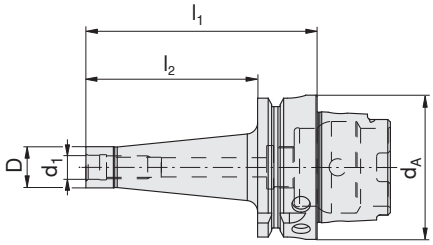

Type, description	d_1 [mm]	l_1 [mm]	l_2 [mm]	d_A [mm]	D [mm]	
HSK-A63-M8-50	8	76	50	63	23	E01
HSK-A63-M8-75	8	101	75	63	25	E01
HSK-A63-M8-100	8	126	100	63	30	E01
HSK-A63-M10-50	10	76	50	63	25	E01
HSK-A63-M10-75	10	101	75	63	30	E01
HSK-A63-M10-100	10	126	100	63	35	E01
HSK-A63-M12-50	12	76	50	63	30	E01
HSK-A63-M12-75	12	101	75	63	35	E01
HSK-A63-M12-100	12	126	100	63	38	E01
HSK-A63-M16-50	16	76	50	63	34	E01
HSK-A63-M16-75	16	101	75	63	35	E01
HSK-A63-M16-100	16	126	100	63	40	E01

E01	8376006300

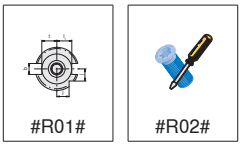

HSK-A

Morse taper adapters with tang

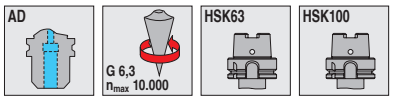

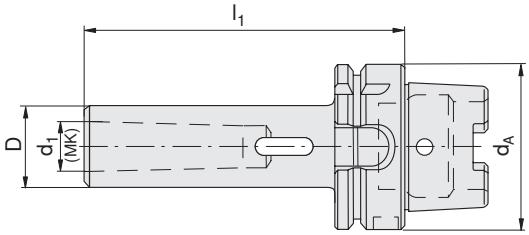

Type, description	d_1 Morse taper [MK]	l_1 [mm]	d_A [mm]	D [mm]	
HSK63A-MK1D-100	1	100	63	25	E01
HSK63A-MK2D-120	2	120	63	32	E01
HSK63A-MK3D-140	3	140	63	40	E01
HSK63A-MK4D-160	4	160	63	48	E01
HSK100A-MK1D-110	1	110	100	25	E02
HSK100A-MK2D-120	2	120	100	32	E02
HSK100A-MK3D-150	3	150	100	40	E02
HSK100A-MK4D-170	4	170	100	48	E02
HSK100A-MK5D-200	5	200	100	63	E02

E01	8376006300
E02	8376010000

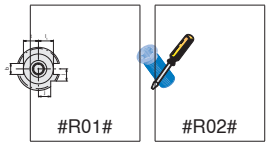

HSK-A

PSC adapters

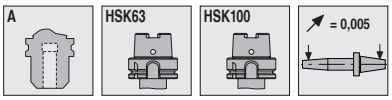

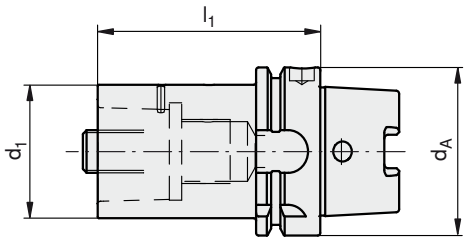

Type, description	d_1 [mm]	l_1 [mm]	d_A [mm]	D [mm]	Torque moment [Nm]
HSK63A-PSC50	50	90	63	50	--
HSK100A-PSC50	50	100	100	50	--
HSK100A-PSC63	63	110	100	63	--

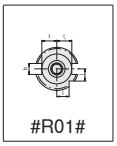

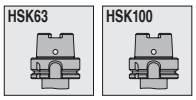

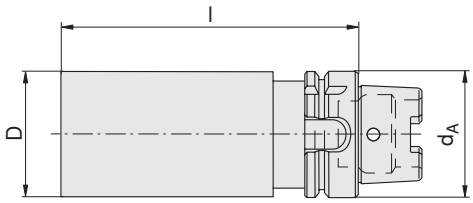

Type, description	d_A [mm]	D [mm]	l [mm]
HSK63A-HF63-200	63	63	200
HSK100A-HF100-250	100	100	250

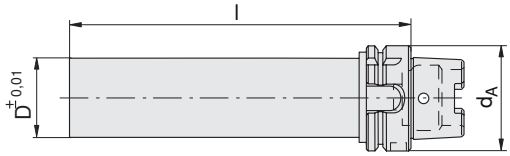

Type, description	d_A [mm]	D [mm]	l [mm]
HSK63A-KD40-346	63	63	346
HSK100A-KD40-349	100	40	349

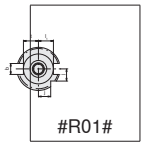

PSC

Weldon adapters

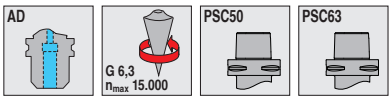



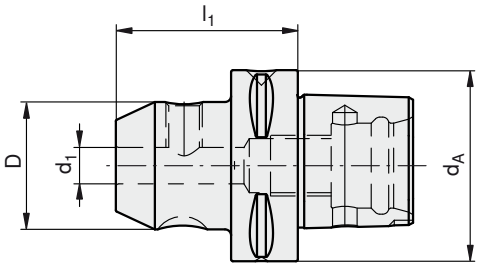

Type, description	d_1 [mm]	l_1 [mm]	d_A [mm]	D [mm]	
PSC50-WE06-50	6	50	50	25	E01
PSC50-WE08-50	8	50	50	28	E02
PSC50-WE10-55	10	55	50	35	E02
PSC50-WE12-60	12	60	50	42	E03
PSC50-WE14-60	14	60	50	44	E03
PSC50-WE16-60	16	60	50	48	E04
PSC50-WE18-60	18	60	50	50	E05
PSC50-WE20-60	20	60	50	52	E06
PSC50-WE25-80	25	80	50	65	E05
PSC63-WE06-55	6	55	63	25	E01
PSC63-WE08-55	8	55	63	28	E02
PSC63-WE10-60	10	60	63	35	E02
PSC63-WE12-60	12	60	63	42	E03
PSC63-WE14-60	14	60	63	44	E03
PSC63-WE16-65	16	65	63	48	E04
PSC63-WE18-65	18	65	63	50	E05
PSC63-WE20-65	20	65	63	52	E06
PSC63-WE25-80	25	80	63	65	E05
PSC63-WE32-90	32	90	63	72	E06
PSC63-WE40-100	40	100	63	80	E06

E01	6295001000
E02	6295001200
E03	6295001600
E04	6295002000
E05	6295002500
E06	6295003200


#R01#

#R02#

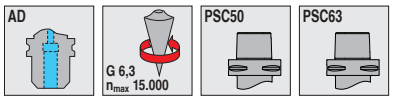

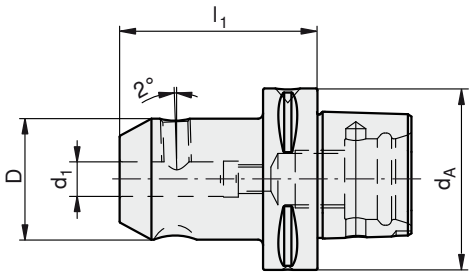

Type, description	d_1 [mm]	l_1 [mm]	d_A [mm]	D [mm]	
PSC50-WN06-70	6	70	50	25	E01
PSC50-WN08-70	8	70	50	28	E02
PSC50-WN10-70	10	70	50	35	E02
PSC50-WN12-75	12	75	50	42	E03
PSC50-WN14-75	14	75	50	44	E03
PSC50-WN16-80	16	80	50	48	E04
PSC50-WN18-80	18	80	50	50	E05
PSC50-WN20-85	20	85	50	52	E06
PSC63-WN06-75	6	75	63	25	E01
PSC63-WN08-75	8	75	63	28	E02
PSC63-WN10-75	10	75	63	35	E02
PSC63-WN12-80	12	80	63	42	E03
PSC63-WN14-80	14	80	63	44	E03
PSC63-WN16-80	16	80	63	48	E04
PSC63-WN18-80	18	80	63	50	E05
PSC63-WN20-85	20	85	63	52	E06
PSC63-WN25-90	25	90	63	58	E05
PSC63-WN32-95	32	95	63	61	E06

E01	6295001000
E02	6295001200
E03	6295001600
E04	6295002000
E05	6295002500
E06	6295003200

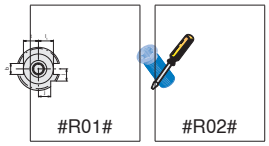

PSC

Shrink fit adapters

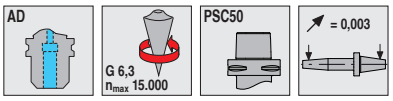

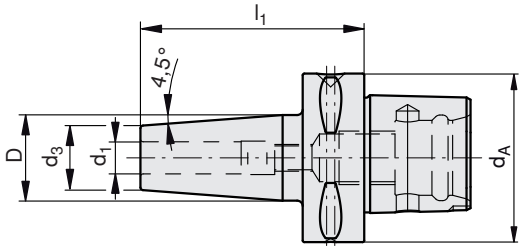

Type, description	d_1 [mm]	l_1 [mm]	d_A [mm]	D [mm]	d_3 [mm]	
PSC50-SF4.5°-3-65	3	65	50	17	12	
PSC50-SF4.5°-4-65	4	65	50	17	12	
PSC50-SF4.5°-5-65	5	65	50	17	12	
PSC50-SF4.5°-6-75	6	75	50	29.7	21	E01
PSC50-SF4.5°-6-120	6	120	50	32	21	E01
PSC50-SF4.5°-8-75	8	75	50	29.7	21	E02
PSC50-SF4.5°-8-120	8	120	50	32	21	E02
PSC50-SF4.5°-10-75	10	75	50	32.7	24	E03
PSC50-SF4.5°-10-120	10	120	50	34	24	E03
PSC50-SF4.5°-12-75	12	75	50	32.7	24	E04
PSC50-SF4.5°-12-120	12	120	50	34	24	E04
PSC50-SF4.5°-14-80	14	80	50	34	27	E04
PSC50-SF4.5°-14-120	14	120	50	36	27	E04
PSC50-SF4.5°-16-80	16	80	50	34	27	E05
PSC50-SF4.5°-16-120	16	120	50	36	27	E05
PSC50-SF4.5°-18-80	18	80	50	42	33	E05
PSC50-SF4.5°-18-120	18	120	50	42	33	E05
PSC50-SF4.5°-20-85	20	85	50	42	33	E06
PSC50-SF4.5°-20-120	20	120	50	42	33	E06
PSC50-SF4.5°-25-90	25	90	50	53	44	E06
PSC50-SF4.5°-25-120	25	120	50	53	44	E06

⚠ For shanks with tolerance h6 or better

E01	12087062
E02	12087063
E03	12087064
E04	12087065
E05	12087066
E06	12087067

#R01#

#R02#

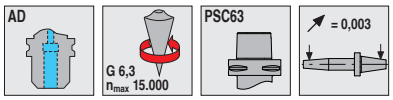

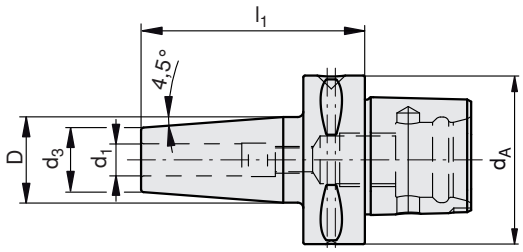

Type, description	d_1 [mm]	l_1 [mm]	d_A [mm]	D [mm]	d_3 [mm]	
PSC63-SF4.5°-3-80	3	80	63	17	12	
PSC63-SF4.5°-4-80	4	80	63	17	12	
PSC63-SF4.5°-5-80	5	80	63	17	12	
PSC63-SF4.5°-6-80	6	80	63	27	21	E01
PSC63-SF4.5°-6-120	6	120	63	32	21	E01
PSC63-SF4.5°-6-160	6	160	63	32	21	E01
PSC63-SF4.5°-8-80	8	80	63	27	21	E02
PSC63-SF4.5°-8-120	8	120	63	32	21	E02
PSC63-SF4.5°-8-160	8	160	63	32	21	E02
PSC63-SF4.5°-10-80	10	80	63	32	24	E03
PSC63-SF4.5°-10-120	10	120	63	32	24	E03
PSC63-SF4.5°-10-160	10	160	63	34	24	E03
PSC63-SF4.5°-12-80	12	80	63	32	24	E04
PSC63-SF4.5°-12-120	12	120	63	32	24	E04
PSC63-SF4.5°-12-160	12	160	63	34	24	E04
PSC63-SF4.5°-14-85	14	85	63	34	27	E04
PSC63-SF4.5°-14-120	14	120	63	36	27	E04
PSC63-SF4.5°-14-160	14	160	63	36	27	E04
PSC63-SF4.5°-16-85	16	85	63	34	27	E05
PSC63-SF4.5°-16-120	16	120	63	36	27	E05
PSC63-SF4.5°-16-160	16	160	63	36	27	E05
PSC63-SF4.5°-18-85	18	85	63	42	33	E05
PSC63-SF4.5°-18-120	18	120	63	44	33	E05
PSC63-SF4.5°-18-160	18	160	63	44	33	E05
PSC63-SF4.5°-20-85	20	85	63	42	33	E06
PSC63-SF4.5°-20-120	20	120	63	44	33	E06
PSC63-SF4.5°-20-160	20	160	63	44	33	E06
PSC63-SF4.5°-25-90	25	90	63	52.5	44	E06
PSC63-SF4.5°-25-120	25	120	63	52.5	44	E06
PSC63-SF4.5°-25-160	25	160	63	52.5	44	E06
PSC63-SF4.5°-32-95	32	95	63	52.5	44	
PSC63-SF4.5°-32-120	32	120	63	52.5	44	E06
PSC63-SF4.5°-32-160	32	160	63	52.5	44	E06

⚠ For shanks with tolerance h6 or better

E01	12087062
E02	12087063
E03	12087064
E04	12087065
E05	12087066
E06	12087067

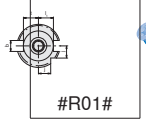
#R01#


#R02#

PSC

Hydraulic expansion chucks

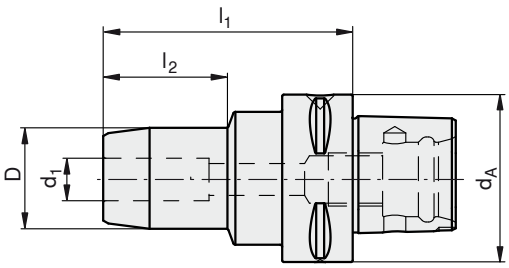

Type, description	d_1 [mm]	l_1 [mm]	l_2 [mm]	d_A [mm]	D [mm]
PSC50-HD06-65	6	65	30	50	26
PSC50-HD08-65	8	65	30	50	28
PSC50-HD10-75	10	75	40	50	30
PSC50-HD12-80	12	80	40	50	32
PSC50-HD14-80	14	80	40	50	34
PSC50-HD16-85	16	85	46	50	38
PSC50-HD18-85	18	85	46	50	40
PSC50-HD20-85	20	85	46	50	42
PSC63-HD06-65	6	65	25	63	26
PSC63-HD08-65	8	65	25	63	28
PSC63-HD10-75	10	75	35	63	30
PSC63-HD12-80	12	80	40	63	32
PSC63-HD14-80	14	80	40	63	34
PSC63-HD16-85	16	85	46	63	38
PSC63-HD18-85	18	85	46	63	40
PSC63-HD20-85	20	85	46	63	42
PSC63-HD25-95	25	95	73	63	55
PSC63-HD32-100	32	100	78	63	63

⚠ For tools with shank to DIN 1835 A+B and DIN 6535 HA+HB
Shank to DIN 6535 HE in connection with reduction sleeves

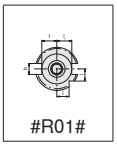
#R01#

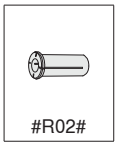
#R02#

PSC

Collet chucks type ER

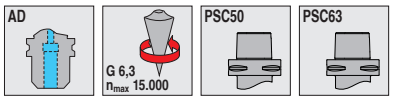

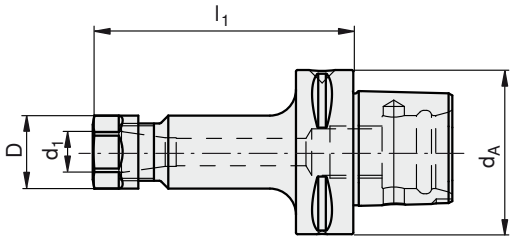

Type, description	d_1 [mm]	l_1 [mm]	d_A [mm]	D [mm]	
PSC50-ER16-60	16	60	50	28	E01
PSC50-ER16-100	16	100	50	28	E01
PSC50-ER20-60	20	60	50	34	E02
PSC50-ER20-100	20	100	50	34	E02
PSC50-ER25-60	25	60	50	42	E03
PSC50-ER25-100	25	100	50	42	E03
PSC50-ER32-60	32	60	50	50	E04
PSC50-ER32-100	32	100	50	50	E04
PSC50-ER40-65	40	65	50	63	E05
PSC50-ER40-100	40	100	50	63	E05
PSC63-ER20-60	20	60	63	34	E02
PSC63-ER20-100	20	100	63	34	E02
PSC63-ER25-60	25	60	63	42	E03
PSC63-ER25-100	25	100	63	42	E03
PSC63-ER32-60	32	60	63	50	E04
PSC63-ER32-100	32	100	63	50	E04
PSC63-ER40-65	40	65	63	63	E05
PSC63-ER40-100	40	100	63	63	E05

E01	6295005400	8335711600
E02	6295004500	
E03	6295005500	8335712500
E04	6295005600	8335713200
E05	6295005700	8335714000

PSC

Combination shell mill adapters

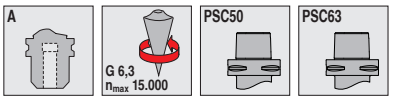

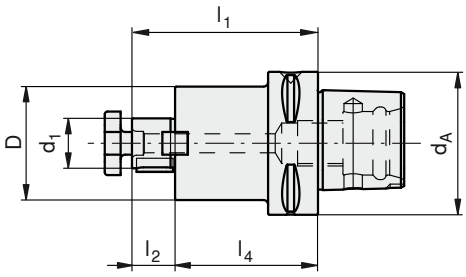

Type, description	d_1 [mm]	d_A [mm]	D [mm]	l_1 [mm]	l_2 [mm]	l_4 [mm]	
PSC50-KA16-28	16	50	40	45	17	28	E01
PSC50-KA16-63	16	50	40	80	17	63	E01
PSC50-KA22-28	22	50	50	47	19	28	E02
PSC50-KA22-63	22	50	50	82	19	63	E02
PSC50-KA27-32	27	50	58	53	21	32	E03
PSC50-KA27-63	27	50	58	84	21	63	E03
PSC50-KA32-40	32	50	63	64	24	40	E04
PSC50-KA32-63	32	50	63	87	24	63	E04
PSC63-KA16-63	16	63	40	80	17	63	E01
PSC63-KA22-28	22	63	63	47	19	28	E02
PSC63-KA22-63	22	63	50	82	19	63	E02
PSC63-KA27-28	27	63	58	49	21	28	E03
PSC63-KA27-63	27	63	58	84	21	63	E03
PSC63-KA32-22	32	63	63	46	24	22	E04
PSC63-KA32-86	32	63	63	110	24	86	E04
PSC63-KA40-40	40	63	70	67	27	40	E05

E01	12087073	12087068	8395011300	8336701600	8336811600
E02	12087074	12087069	8395012400	8336702200	8336812200
E03	12087075	12087070	8395012500	8336702700	8336812700
E04	12087076	12087071	8395012600	8336703200	8336813200
E05	12087077	12087072	8395011200	8336704000	8336814000


#R01#

#R02#

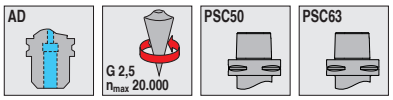

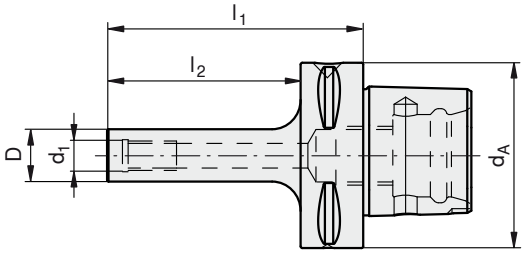

Type, description	d_1 [mm]	l_1 [mm]	l_2 [mm]	d_A [mm]	D [mm]
PSC50-M8-70	8	70	50	50	13
PSC50-M10-80	10	80	60	50	18
PSC50-M12-80	12	80	60	50	21
PSC50-M16-80	16	80	60	50	29
PSC63-M8-70	8	70	48	63	13
PSC63-M10-90	10	90	68	63	18
PSC63-M12-100	12	100	78	63	21
PSC63-M16-100	16	100	78	63	29

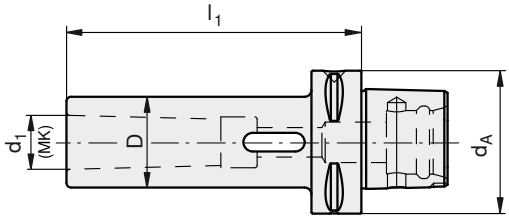

Type, description	d_1 Morse taper [MK]	l_1 [mm]	d_A [mm]	D [mm]
PSC50-MK2-110	2	110	50	32
PSC50-MK3-130	3	130	50	40
PSC50-MK4-150	4	150	50	48
PSC63-MK2-110	2	110	63	32
PSC63-MK3-130	3	130	63	40
PSC63-MK4-150	4	150	63	48

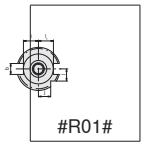

PSC

Blanks / Test bars

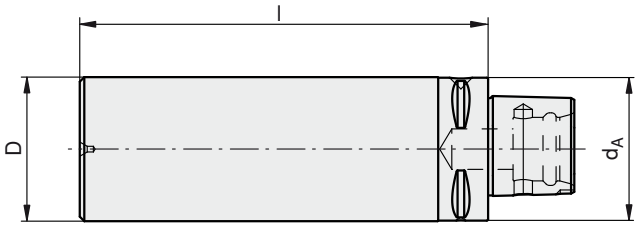

Type, description	d_A [mm]	D [mm]	l [mm]
PSC50-HF50-125	50	50	125
PSC50-HF50-150	50	50	150
PSC50-HF75-175	50	75	175
PSC50-HF90-80	50	90	80
PSC50-HF95-150	50	95	150
PSC50-HF110-90	50	110	90
PSC63-HF63-180	63	63	180
PSC63-HF75-195	63	75	195
PSC63-HF110-85	63	110	85
PSC63-HF120-180	63	120	180
PSC63-HF130-95	63	130	95

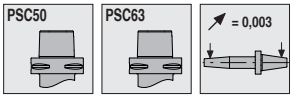

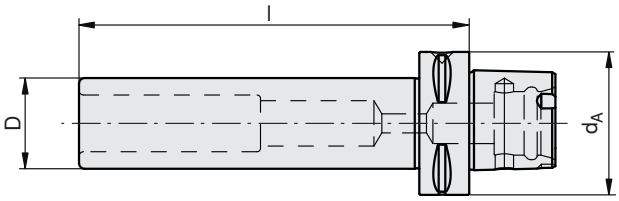

Type, description	d_A [mm]	D [mm]	l [mm]
PSC50-KD32-235	50	32	235
PSC63-KD40-322	63	40	322

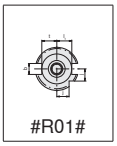

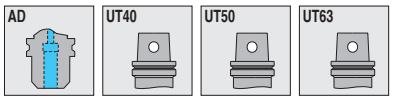

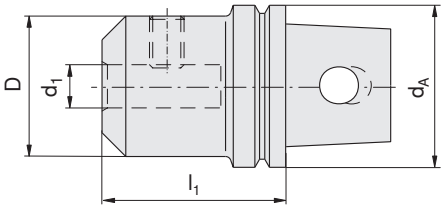

Type, description	d_1 [mm]	l_1 [mm]	d_A [mm]	D [mm]	
UT40-AD-ZYL 08	8	45	40	28	E01
UT40-AD-ZYL 12	12	55	40	42	E02
UT40-AD-ZYL 16	16	60	40	48	E03
UT40-AD-ZYL 20	20	65	40	52	E04
UT40-AD-ZYL 25	25	75	40	65	E05
UT50-AD-ZYL 20	20	60	50	52	E06
UT63-WE06-80-MIY	6	80	63	25	E07
UT63-WE08-80-MIY	8	80	63	28	E08
UT63-WE10-80-MIY	10	80	63	35	E09
UT63-WE12-80-MIY	12	80	63	42	E10
UT63-WE14-80-MIY	14	80	63	44	E10
UT63-WE16-80-MIY	16	80	63	48	E11
UT63-WE18-80-MIY	18	80	63	50	E11
UT63-WE20-80-MIY	20	80	63	52	E12
UT63-WE25-80-MIY	25	80	63	65	E13
UT63-WE32-85-MIY	32	80	63	72	E14
UT63-AD-ZYL 32	32	85	63	70	E14
UT63-WE40-95-MIY	40	95	63	63	E15
UT63-AD-ZYL 40	40	100	63	90	E15

E01	8395003400	6295000800	194263
E02	8395003600	6295001200	194263
E03	8395003700	6295001600	194263
E04	8395027200	6295002000	194263
E05	8395029000	6295002500	194263
E06	8395027200	6295002000	225429
E07	8395003300	6295000600	225430
E08	8395003400	6295000800	225430
E09	8395003500	6295001000	225430
E10	8395003600	6295001200	225430
E11	8395003700	6295001600	225430
E12	8395027200	6295002000	225430
E13	8395029000	6295002500	225430
E14	8395029000	6295003200	225430
E15		6295003200	225430

#R01#

UTS

Whistle Notch adapters

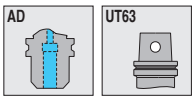

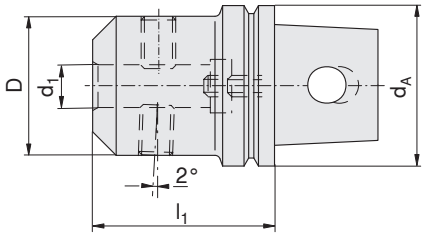

Type, description	d_1 [mm]	l_1 [mm]	d_A [mm]	D [mm]	
UT63-WEWN06-80-MIY	6	80	63	25	E01
UT63-WEWN08-80-MIY	8	80	63	28	E02
UT63-WEWN10-80-MIY	10	80	63	35	E03
UT63-WEWN12-80-MIY	12	80	63	42	E04
UT63-WEWN14-80-MIY	14	80	63	44	E04
UT63-WEWN16-80-MIY	16	80	63	48	E05
UT63-WEWN18-80-MIY	18	80	63	50	E05
UT63-WEWN20-80-MIY	20	80	63	52	E06
UT63-WEWN25-80-MIY	25	80	63	65	E07
UT63-WEWN32-80-MIY	32	80	63	72	E08
UT63-WEWN40-95-MIY	40	95	63	80	E09

E01	8395003300	6295000600	225430
E02	8395003400	6295000800	225430
E03	8395003500	6295001000	225430
E04	8395003600	6295001200	225430
E05	8395003700	6295001600	225430
E06	8395027200	6295002000	225430
E07	8395029000	6295002500	225430
E08	8395029000	6295003200	225430
E09		6295003200	225430

#R01#

UTS

Collet chucks type ER

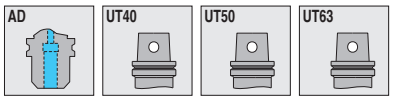

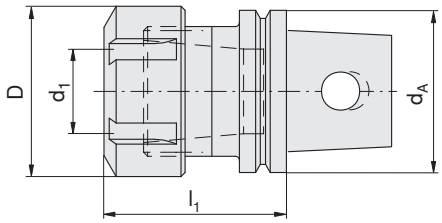

Type, description	d_1 [mm]	l_1 [mm]	d_A [mm]	D [mm]	
UT40-ER16-38	16	38	40	32	E01
UT40-ER25-45	25	45	40	42	E02
UT40-ER32-51	32	51	40	50	E03
UT50-ER32-51	32	51	50	50	E04
UT63-ER16-90-MIY	16	90	63	32	E05
UT63-ER16-120-MIY	16	120	63	32	E05
UT63-ER25-90-MIY	25	90	63	42	E06
UT63-ER25-120-MIY	25	120	63	42	E06
UT63-ER32-90-MIY	32	90	63	50	E07
UT63-ER40-80-MIY	40	80	63	63	E08

E01	6295005400			194263	8335711600
E02	6295005500	8395001000		194263	8335712500
E03	6295005600	8395001000		194263	8335713200
E04	6295005600	8395001000		225429	8335713200
E05	6295005400			225430	8335711600
E06	6295005500	8395001000		225430	8335712500
E07		8395029000	6295003200	225430	
E08			6295003200	225430	

#R01#

UTS

Shell mill adapters, centre bolt

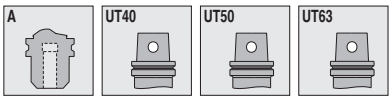

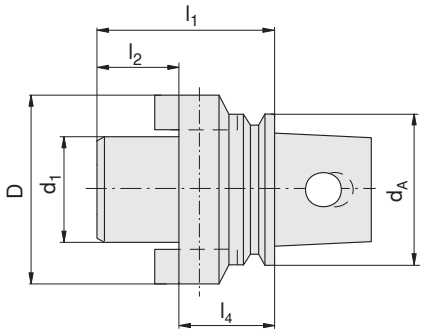

Type, description	d_1 [mm]	d_A [mm]	D [mm]	l_1 [mm]	l_2 [mm]	l_4 [mm]	
UT40-QA16-25IK	16	40	38	42	17	25	E01
UT40-QA22-25IK	22	40	46	44	19	25	E02
UT50-QA22-27IK	22	50	48	46	19	27	E03
UT50-QA32-35IK	32	50	78	59	24	35	E04
UT63-QA16-28-MIY	16	63	38	44	17	28	E05
UT63-QA16-110-MIY	16	63	38	127	17	110	E05
UT63-QA22-36-MIY	22	63	50	46	19	36	E06
UT63-QA22-110-MIY	22	63	50	129	19	110	E06
UT63-QA27-36-MIY	27	63	58	57	21	36	E07
UT63-QA27-36IK	27	63	58	57	21	36	E07
UT63-QA27-110-MIY	27	63	58	131	21	110	E07
UT63-QA32-33-MIY	32	63	78	57	24	33	E08
UT63-QA40-56IK	40	63	88	83	27	56	E09

E01	8395012000	8395029600	333935		194263
E02	8395012100	11210254	333937		194263
E03	8395012100	11210254	333937		225429
E04	8395012300	8395013700	333945		225429
E05	8395012000	8395029600	333935		225430
E06	8395012100	11210254	333937		225430
E07	8395012200	8395013600	333940		225430
E08	8395012300	8395013700	333945		225430
E09	8395029500	8395013800		8336704000	225430

#R01#

CERATIZIT
HSK-T
-BH 12-80
4500569429/80

HSK-T

Tool holders 0° / Tool holders 45°

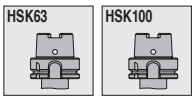



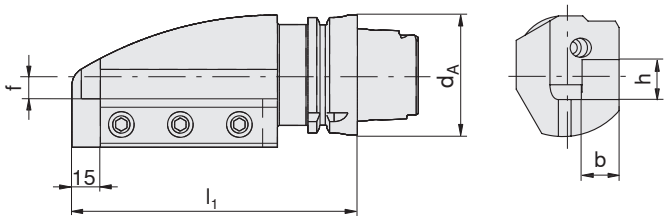

Type, description	d_A [mm]	l_1 [mm]	f [mm]	b [mm]	h [mm]	
HSK-T63-SHL00-2525	63	150	13	25	25	E01
HSK-T63-SHR00-2525	63	150	13	25	25	E01
HSK-T100-SHR00-3232	100	160	15	32	32	E01
HSK-T100-SHL00-3232	100	160	15	32	32	E01

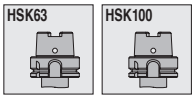



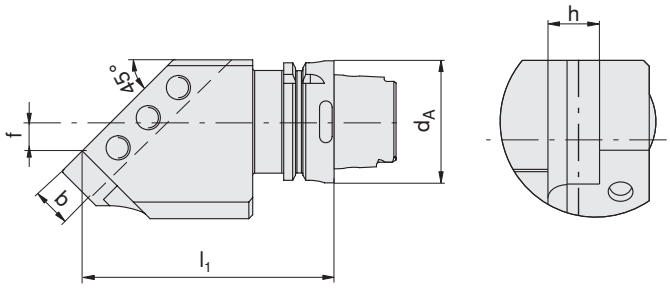

Type, description	d_A [mm]	l_1 [mm]	f [mm]	b [mm]	h [mm]	
HSK-T63-SHL45-2525	63	130	15	25	25	E01
HSK-T63-SHR45-2525	63	130	15	25	25	E01
HSK-T100-SHL45-3232	100	160	20	32	32	E01
HSK-T100-SHR45-3232	100	160	20	32	32	E01

E01	12001280	11960178	11848510	11106932

#R01#

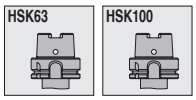



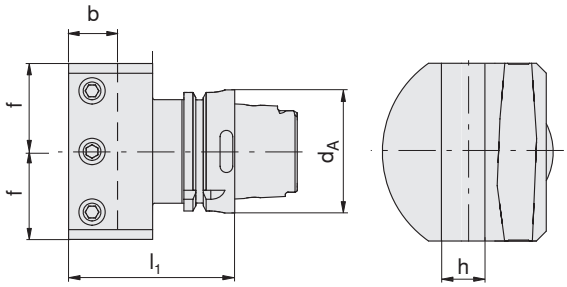

Type, description	d_A [mm]	l_1 [mm]	f [mm]	b [mm]	h [mm]	
HSK-T63-SHN90-2525	63	85	45	25	25	E01
HSK-T100-SHN90-3232	100	90	50	32	32	E01

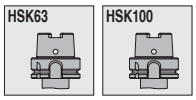



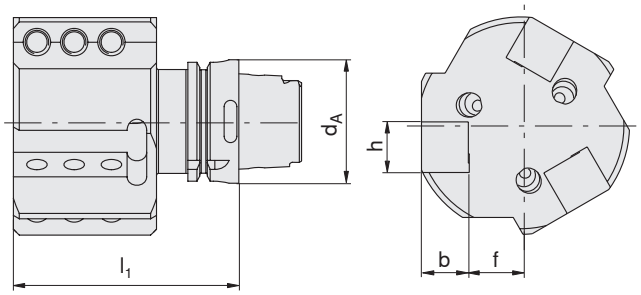

Type, description	d_A [mm]	l_1 [mm]	f [mm]	b [mm]	h [mm]	
HSK-T63-SH3L00-2525	63	115	28	25	25	E01
HSK-T100-SH3L00-2525	100	120	33	25	25	E01

E01	12001280	11960178	11848510	11106932

HSK-T

Boring bar holders / Extensions

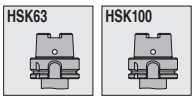



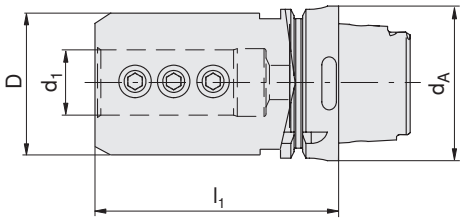

Type, description	d_1 [mm]	l_1 [mm]	d_A [mm]	D [mm]
HSK-T63-BH08-80	8	80	63	32
HSK-T63-BH10-80	10	80	63	40
HSK-T63-BH12-80	12	80	63	40
HSK-T63-BH16-80	16	80	63	40
HSK-T63-BH20-80	20	80	63	50
HSK-T63-BH25-90	25	90	63	52.6
HSK-T63-BH32-95	32	95	63	68
HSK-T100-BH20-90	20	90	100	55
HSK-T100-BH25-95	25	95	100	55
HSK-T100-BH32-110	32	110	100	68
HSK-T100-BH40-120	40	120	100	83
HSK-T100-BH50-125	50	125	100	98

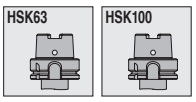

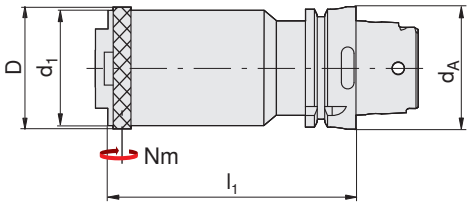

Type, description	d_1 [mm]	l_1 [mm]	d_A [mm]	D [mm]	Torque moment [Nm]
HSK-T63-V80	63	80	63	68	20
HSK-T63-V120	63	120	63	68	20
HSK-T100-V120	100	120	100	105	50

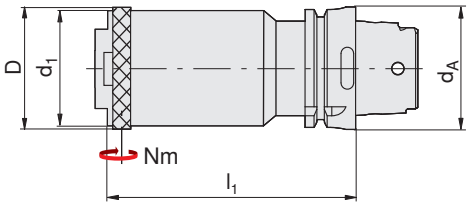

Type, description	d_1 [mm]	l_1 [mm]	d_A [mm]	D [mm]	Torque moment [Nm]
HSK-T100-R63-100	63	100	100	68	50

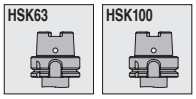

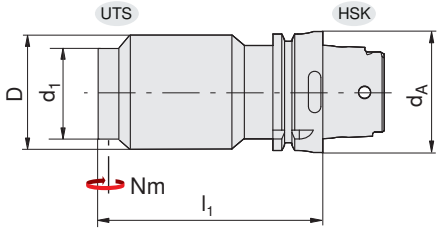

Type, description	d_1 [mm]	l_1 [mm]	d_A [mm]	D [mm]	Torque moment [Nm]
HSK-T63-UT40-80	40	80	63	48	16
HSK-T63-UT50-95	50	95	63	58	32
HSK-T63-UT63-105	63	105	63	72	50
HSK-T100-UT40-80	40	80	100	48	16
HSK-T100-UT50-100	50	100	100	58	32
HSK-T100-UT63-115	63	115	100	72	50

HSK-T

Blanks / Test bars

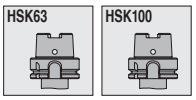

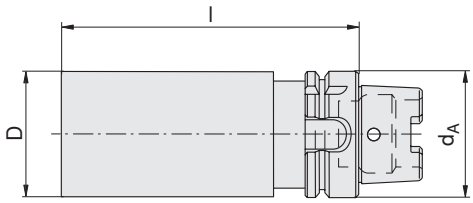

Type, description	d_A [mm]	D [mm]	l [mm]
HSK-T63-HF72-210	63	72	210
HSK-T63-HF90-90	63	90	90
HSK-T63-HF100-150	63	100	150
HSK-T100-HF100-250	100	100	250
HSK-T100-HF110-100	100	110	100
HSK-T100-HF120-160	100	120	160

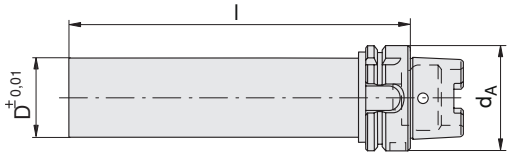

Type, description	d_A [mm]	D [mm]	l [mm]
HSK63A-KD40-346	63	63	346
HSK100A-KD40-349	100	40	349

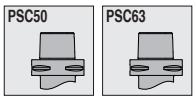



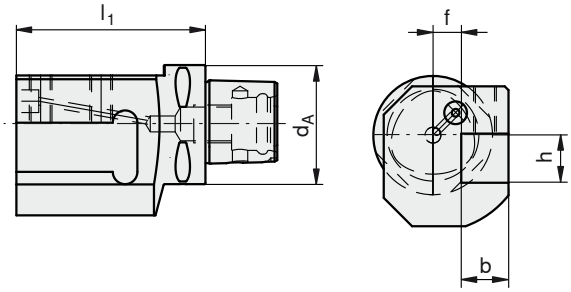

Type, description	d_A [mm]	l_1 [mm]	f [mm]	b [mm]	h [mm]
PSC50-SHL00-2020	50	80	15	20	20
PSC50-SHR00-2020	50	80	15	20	20
PSC50-SHL00-2525	50	90	15	25	25
PSC50-SHR00-2525	50	90	15	25	25
PSC50-SHL00-3232	50	115	15	32	32
PSC50-SHR00-3232	50	115	15	32	32
PSC63-SHL00-2020	63	90	15	20	20
PSC63-SHR00-2020	63	90	15	20	20
PSC63-SHL00-2525	63	100	15	25	25
PSC63-SHR00-2525	63	100	15	25	25
PSC63-SHL00-3232	63	125	15	32	32
PSC63-SHR00-3232	63	125	15	32	32

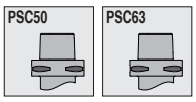

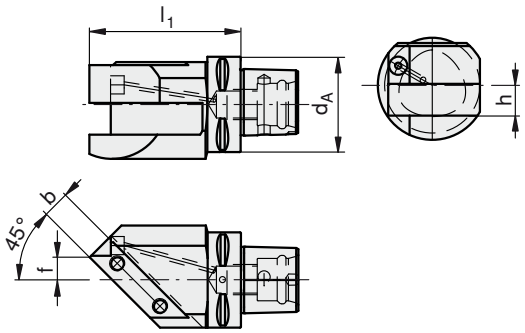

Type, description	d_A [mm]	l_1 [mm]	f [mm]	b [mm]	h [mm]
PSC50-SHR45-2020	50	100	15	20	20
PSC50-SHL45-2020	50	100	15	20	20
PSC63-SHR45-2020	63	100	15	20	20
PSC63-SHL45-2020	63	100	15	20	20

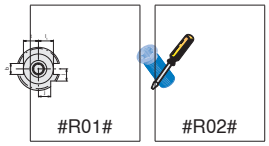

PSC

Tool holders 90° / Double tool holders

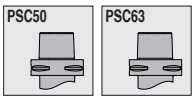



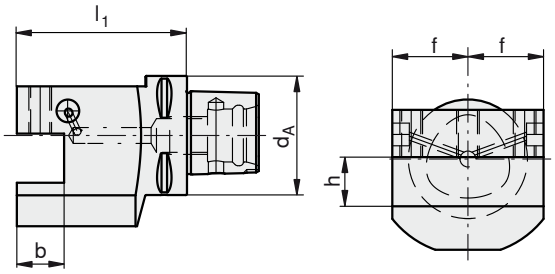

Type, description	d_A [mm]	l_1 [mm]	f [mm]	b [mm]	h [mm]
PSC50-SHN90-2020	50	70	35	20	20
PSC50-SHN90-2525	50	80	40	25	25
PSC50-SHN90-3232	50	90	45	32	32
PSC63-SHN90-2020	63	80	35	20	20
PSC63-SHN90-2525	63	90	40	25	25
PSC63-SHN90-3232	63	100	45	32	32

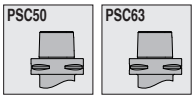



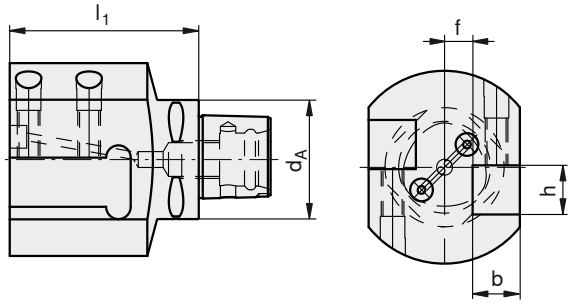

Type, description	d_A [mm]	l_1 [mm]	f [mm]	b [mm]	h [mm]
PSC50-SH2L00-2020	50	80	15	20	20
PSC50-SH2R00-2020	50	80	15	20	20
PSC50-SH2L00-2525	50	90	15	25	25
PSC50-SH2R00-2525	50	90	15	25	25
PSC50-SH2L00-3232	50	115	15	32	32
PSC50-SH2R00-3232	50	115	15	32	32
PSC63-SH2L00-2020	63	90	15	20	20
PSC63-SH2R00-2020	63	90	15	20	20
PSC63-SH2L00-2525	63	100	15	25	25
PSC63-SH2R00-2525	63	100	15	25	25
PSC63-SH2L00-3232	63	125	15	32	32
PSC63-SH2R00-3232	63	125	15	32	32

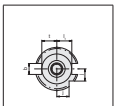
#R01#

#R02#

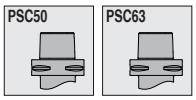



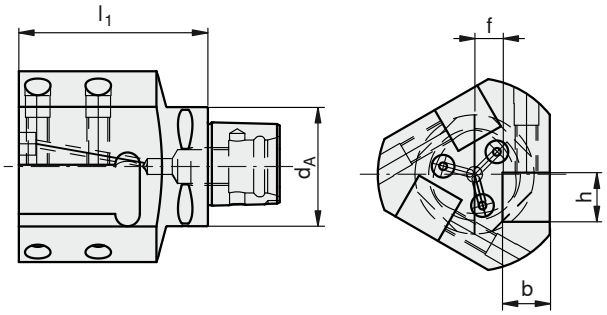

Type, description	d_A [mm]	l_1 [mm]	f [mm]	b [mm]	h [mm]
PSC50-SH3R00-2020	50	80	15	20	20
PSC50-SH3L00-2020	50	80	15	20	20
PSC50-SH3R00-2525	50	90	15	25	25
PSC50-SH3L00-2525	50	90	15	25	25
PSC50-SH3R00-3232	50	115	15	32	32
PSC50-SH3L00-3232	50	115	15	32	32
PSC63-SH3R00-2020	63	90	15	20	20
PSC63-SH3L00-2020	63	90	15	20	20
PSC63-SH3R00-2525	63	100	15	25	25
PSC63-SH3L00-2525	63	100	15	25	25
PSC63-SH3R00-3232	63	125	15	32	32
PSC63-SH3L00-3232	63	125	15	32	32

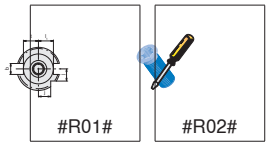

PSC

Boring bar holders

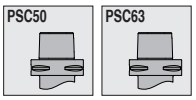

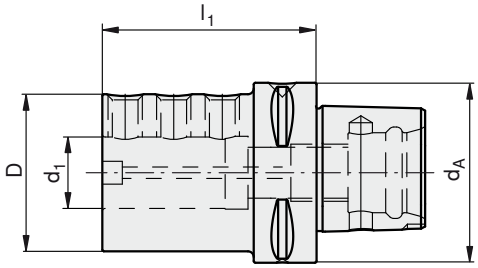

Type, description	d_1 [mm]	l_1 [mm]	d_A [mm]	D [mm]
PSC50-BH6-70	6	70	50	40
PSC50-BH8-70	8	70	50	44
PSC50-BH10-70	10	70	50	44
PSC50-BH12-70	12	70	50	44
PSC50-BH16-75	16	75	50	44
PSC50-BH20-75	20	75	50	50
PSC50-BH25-80	25	80	50	55
PSC50-BH32-90	32	90	50	72
PSC63-BH6-75	6	75	63	40
PSC63-BH6-80	6	80	63	40
PSC63-BH8-75	8	75	63	44
PSC63-BH8-85	8	85	63	45
PSC63-BH10-75	10	75	63	44
PSC63-BH10-85	10	85	63	50
PSC63-BH12-75	12	75	63	44
PSC63-BH12-100	12	100	63	63
PSC63-BH16-75	16	75	63	44
PSC63-BH16-100	16	100	63	63
PSC63-BH20-75	20	75	63	50
PSC63-BH20-100	20	100	63	68
PSC63-BH25-75	25	75	63	55
PSC63-BH25-100	25	100	63	68
PSC63-BH32-75	32	75	63	72
PSC63-BH32-100	32	100	63	72
PSC63-BH40-105	40	105	63	70

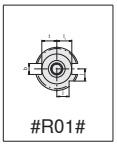

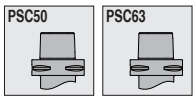

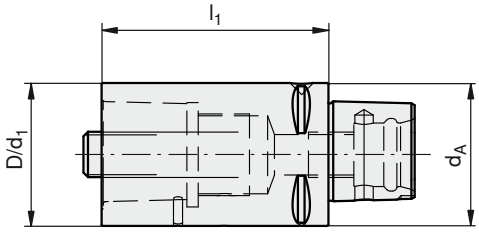

Type, description	d_1 [mm]	l_1 [mm]	d_A [mm]	D [mm]	Torque moment [Nm]	
PSC50-V80	50	80	50	50	--	E01
PSC50-V100	50	100	50	50	--	E01
PSC63-V100	63	100	63	63	--	E02
PSC63-V140	63	140	63	63	--	E02

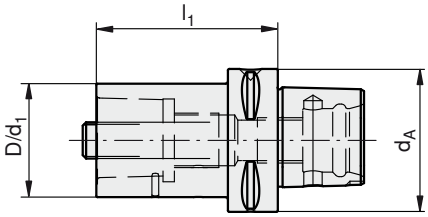

Type, description	d_1 [mm]	l_1 [mm]	d_A [mm]	D [mm]	Torque moment [Nm]	
PSC63-R50-80	50	80	63	50	--	E02

E01	12087020	12087022
E02	12087021	12087023

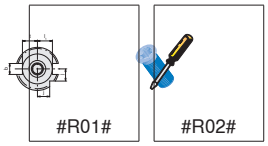

PSC

Blanks / Test bars

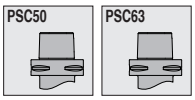

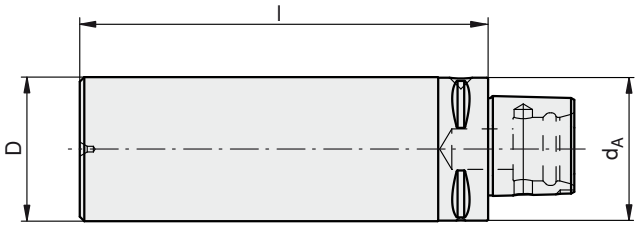

Type, description	d_A [mm]	D [mm]	l [mm]
PSC50-HF50-125	50	50	125
PSC50-HF50-150	50	50	150
PSC63-HF63-180	63	63	180
PSC50-HF75-175	50	75	175
PSC63-HF75-195	63	75	195
PSC50-HF90-80	50	90	80
PSC50-HF95-150	50	95	150
PSC50-HF110-90	50	110	90
PSC63-HF110-85	63	110	85
PSC63-HF120-180	63	120	180
PSC63-HF130-95	63	130	95

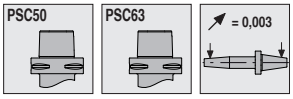

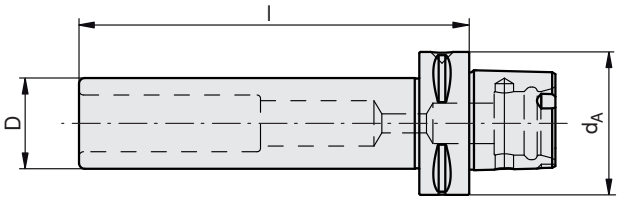

Type, description	d_A [mm]	D [mm]	l [mm]
PSC50-KD32-235	50	32	235
PSC63-KD40-322	63	40	322

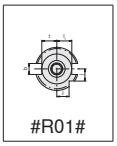

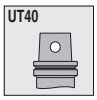

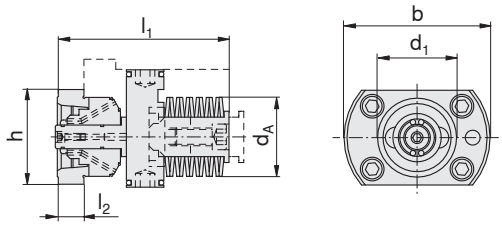

Type, description	d_1 [mm]	d_A [mm]	l_2 [mm]	l_1 [mm]	h [mm]	b [mm]
UT40-ES1473-OSN	40	40	14	87.5	46	74
UT40-ES1473-SSN	40	40	14	87.5	46	74

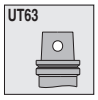

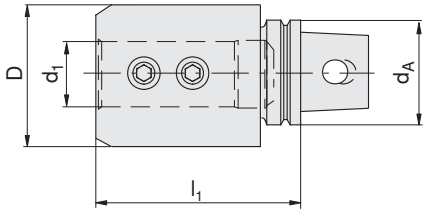

Type, description	d_1 [mm]	l_1 [mm]	d_A [mm]	D [mm]	
UT63-BH40-75-MIY	40	75	63	75	E01

E01	225430

UTS

Single shank holders / Multiple tool holders

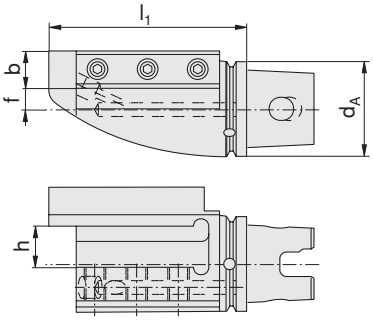

Type, description	d_A [mm]	l_1 [mm]	f [mm]	b [mm]	h [mm]	
UT63-SHR2525-MIY	63	130	13	25	25	E01
UT63-SHL2525-MIY	63	130	13	25	25	E01

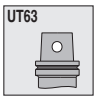

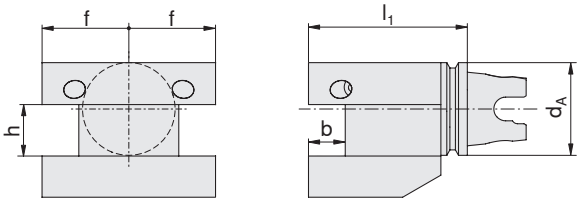

Type, description	d_A [mm]	l_1 [mm]	f [mm]	b [mm]	h [mm]	
UT63-SH4-2020-MIY	63	110	27.8	20	20	E02
UT63-3225-KN	63	108	34	25	32	E03

E01	231176	11106932	225430
E02			225430
E03	231176		225430

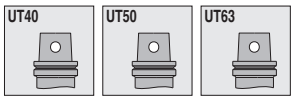

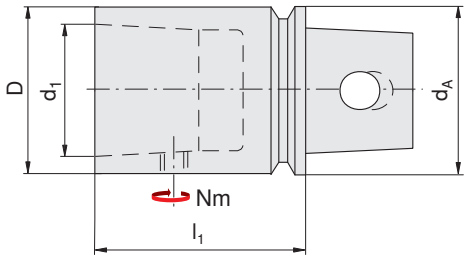

Type, description	d_A [mm]	d_1 [mm]	D [mm]	l_1 [mm]	Torque moment [Nm]	
UT40-AD-VLG 60	40	40	40	60	16	E01
UT40-AD-VLG 80	40	40	40	80	16	E01
UT50-AD-VLG 140	50	50	50	140	32	E02
UT63-V63-80-MIY	63	63	63	80	50	E03
UT63-AD-VLG 100	63	63	63	100	50	E03
UT63-V63-120-MIY	63	63	63	120	50	E03
UT63-AD-VLG 140	63	63	63	140	50	E03

E01	194263
E02	225429
E03	225430

UTS

Blanks / Test bars

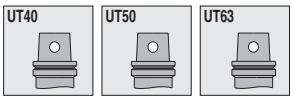

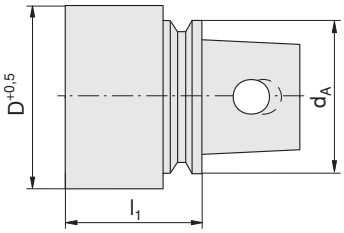

Type, description	d_A [mm]	D [mm]	l [mm]
UT40-HF49-60	40	49	60
UT40-HF49-112	40	49	112
UT40-HF49-120	40	49	120
UT40-HF72-49	40	72	49
UT40-HF72-130	40	72	130
UT40-HF88-80	40	88	80
UT40-HF88-150	40	88	150
UT50-HF55-200	50	55	200
UT50-HF105-100	50	105	100
UT63-HF63-112	63	63	112
UT63-HF74-250	63	74	250
UT63-HF88-75	63	88	75
UT63-HF88-141-MIY	63	88	141
UT63-HF115-150	63	115	150
UT63-HF125-120	63	125	120

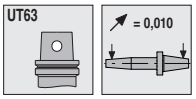

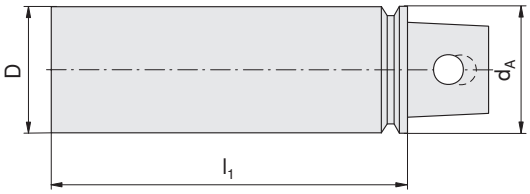

Type, description	d_A [mm]	D [mm]	l [mm]
UT63-AD-AD	63	63	120

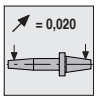

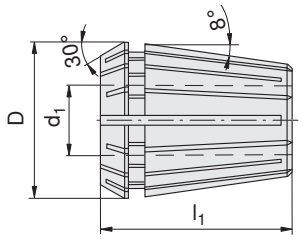

Type, description	d_1 [mm]	$d_{1\,min}$ [mm]	$d_{1\,max}$ [mm]	D [mm]	l_1 [mm]
DIN6499-B-426E/ER16.SZ.Ø1,0	1.0	0.50	1.00	17.25	27.5
DIN6499-B-426E/ER16.SZ.Ø2,0	2.0	1.50	2.00	17.25	27.5
DIN6499-B-426E/ER16.SZ.Ø3,0	3.0	2.50	3.00	17.25	27.5
DIN6499-B-426E/ER16.SZ.Ø4,0	4.0	3.00	4.00	17.25	27.5
DIN6499-B-426E/ER16.SZ.Ø5,0	5.0	4.00	5.00	17.25	27.5
DIN6499-B-426E/ER16.SZ.Ø6,0	6.0	5.00	6.00	17.25	27.5
DIN6499-B-426E/ER16.SZ.Ø7,0	7.0	6.00	7.00	17.25	27.5
DIN6499-B-426E/ER16.SZ.Ø8,0	8.0	7.00	8.00	17.25	27.5
DIN6499-B-426E/ER16.SZ.Ø9,0	9.0	8.00	9.00	17.25	27.5
DIN6499-B-426E/ER16.SZ.Ø10,0	10.0	9.00	10.00	17.25	27.5
DIN6499-B-426E/ER16.SZ				17.25	27.5

⚠ Set in wooden box: DIN6499-B-426E/ER16.SZ

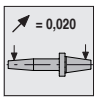

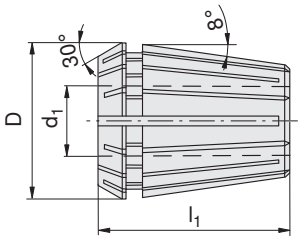

Type, description	d_1 [mm]	$d_{1\,min}$ [mm]	$d_{1\,max}$ [mm]	D [mm]	l_1 [mm]
428E-010	1.0	0.50	1.00	21.3	31.5
428E-020	2.0	1.50	2.00	21.3	31.5
428E-030	3.0	2.50	3.00	21.3	31.5
428E-040	4.0	3.00	4.00	21.3	31.5
428E-050	5.0	4.00	5.00	21.3	31.5
428E-060	6.0	5.00	6.00	21.3	31.5
428E-070	7.0	6.00	7.00	21.3	31.5
428E-080	8.0	7.00	8.00	21.3	31.5
428E-090	9.0	8.00	9.00	21.3	31.5
428E-100	10.0	9.00	10.00	21.3	31.5
428E-110	11.0	10.00	11.00	21.3	31.5
428E-120	12.0	11.00	12.00	21.3	31.5
428E-130	13.0	12.00	13.00	21.3	31.5
428E-SET				21.3	31.5

⚠ Set in wooden box: 428E-SET

Collets ER25/430E / collets ER32/470E

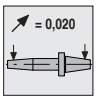

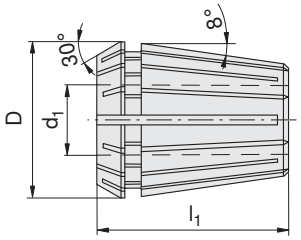

Type, description	d_1 [mm]	$d_{1\,min}$ [mm]	$d_{1\,max}$ [mm]	D [mm]	l_1 [mm]
430E-020	2.0	1.50	2.00	26.3	34
430E-030	3.0	2.50	3.00	26.3	34
430E-040	4.0	3.00	4.00	26.3	34
430E-050	5.0	4.00	5.00	26.3	34
430E-060	6.0	5.00	6.00	26.3	34
430E-070	7.0	6.00	7.00	26.3	34
430E-080	8.0	7.00	8.00	26.3	34
430E-090	9.0	8.00	9.00	26.3	34
430E-100	10.0	9.00	10.00	26.3	34
430E-110	11.0	10.00	11.00	26.3	34
430E-120	12.0	11.00	12.00	26.3	34
430E-130	13.0	12.00	13.00	26.3	34
430E-140	14.0	13.00	14.00	26.3	34
430E-150	15.0	14.00	15.00	26.3	34
430E-160	16.0	15.00	16.00	26.3	34
430E-SET				26.3	34

⚠ Set in wooden box: 430E-SET

Collets ER32/470E

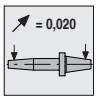

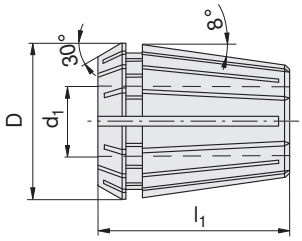

Type, description	d_1 [mm]	$d_{1\,min}$ [mm]	$d_{1\,max}$ [mm]	D [mm]	l_1 [mm]
470E-030	3.0	2.50	3.00	33.35	40
470E-040	4.0	3.00	4.00	33.35	40
470E-050	5.0	4.00	5.00	33.35	40
470E-060	6.0	5.00	6.00	33.35	40
470E-070	7.0	6.00	7.00	33.35	40
470E-080	8.0	7.00	8.00	33.35	40
470E-090	9.0	8.00	9.00	33.35	40
470E-100	10.0	9.00	10.00	33.35	40
470E-110	11.0	10.00	11.00	33.35	40
470E-120	12.0	11.00	12.00	33.35	40
470E-130	13.0	12.00	13.00	33.35	40
470E-140	14.0	13.00	14.00	33.35	40
470E-150	15.0	14.00	15.00	33.35	40
470E-160	16.0	15.00	16.00	33.35	40
470E-170	17.0	16.00	17.00	33.35	40
470E-180	18.0	17.00	18.00	33.35	40
470E-190	19.0	18.00	19.00	33.35	40
470E-200	20.0	19.00	20.00	33.35	40
470E-SET				33.35	40

⚠ Set in wooden box: 470E-SET

Collets ER40/472E

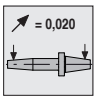

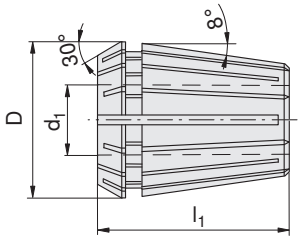

Type, description	d_1 [mm]	$d_{1\,min}$ [mm]	$d_{1\,max}$ [mm]	D [mm]	l_1 [mm]
472E-030	3.0	2.50	3.00	41.4	46
472E-040	4.0	3.00	4.00	41.4	46
472E-050	5.0	4.00	5.00	41.4	46
472E-060	6.0	5.00	6.00	41.4	46
472E-070	7.0	6.00	7.00	41.4	46
472E-080	8.0	7.00	8.00	41.4	46
472E-090	9.0	8.00	9.00	41.4	46
472E-100	10.0	9.00	10.00	41.4	46
472E-110	11.0	10.00	11.00	41.4	46
472E-120	12.0	11.00	12.00	41.4	46
472E-130	13.0	12.00	13.00	41.4	46
472E-140	14.0	13.00	14.00	41.4	46
472E-150	15.0	14.00	15.00	41.4	46
472E-160	16.0	15.00	16.00	41.4	46
472E-170	17.0	16.00	17.00	41.4	46
472E-180	18.0	17.00	18.00	41.4	46
472E-190	19.0	18.00	19.00	41.4	46
472E-200	20.0	19.00	20.00	41.4	46
472E-210	21.0	20.00	21.00	41.4	46
472E-220	22.0	21.00	22.00	41.4	46
472E-230	23.0	22.00	23.00	41.4	46
472E-240	24.0	23.00	24.00	41.4	46
472E-250	25.0	24.00	25.00	41.4	46
472E-260	26.0	25.00	26.00	41.4	46
472E-SET				41.4	46

⚠ Set in wooden box: 472E-SET

Collets 415E

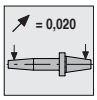

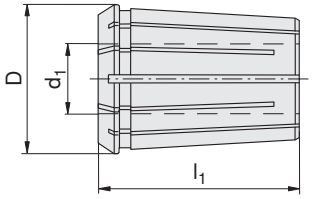

Type, description	d_1 [mm]	$d_{1\,min}$ [mm]	$d_{1\,max}$ [mm]	D [mm]	l_1 [mm]
415E-020	2.0	1.6	2.1	25.5	40
415E-025	2.5	2.1	2.6	25.5	40
415E-030	3.0	2.6	3.1	25.5	40
415E-035	3.5	3.1	3.6	25.5	40
415E-040	4.0	3.6	4.1	25.5	40
415E-045	4.5	4.1	4.6	25.5	40
415E-050	5.0	4.6	5.1	25.5	40
415E-055	5.5	5.1	5.6	25.5	40
415E-060	6.0	5.6	6.1	25.5	40
415E-065	6.5	6.1	6.6	25.5	40
415E-070	7.0	6.6	7.1	25.5	40
415E-075	7.5	7.1	7.6	25.5	40
415E-080	8.0	7.6	8.1	25.5	40
415E-085	8.5	8.1	8.6	25.5	40
415E-090	9.0	8.6	9.1	25.5	40
415E-095	9.5	9.1	9.6	25.5	40
415E-100	10.0	9.6	10.1	25.5	40
415E-105	10.5	10.1	10.6	25.5	40
415E-110	11.0	10.6	11.1	25.5	40
415E-115	11.5	11.1	11.6	25.5	40
415E-120	12.0	11.6	12.1	25.5	40
415E-125	12.5	12.1	12.6	25.5	40
415E-130	13.0	12.6	13.1	25.5	40
415E-135	13.5	13.1	13.6	25.5	40
415E-140	14.0	13.6	14.1	25.5	40
415E-145	14.5	14.1	14.6	25.5	40
415E-150	15.0	14.6	15.1	25.5	40
415E-155	15.5	15.1	15.6	25.5	40
415E-160	16.0	15.6	16.1	25.5	40

Collets 462E

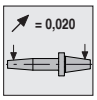

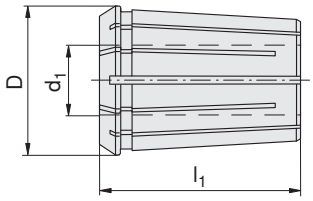

Type, description	d_1 [mm]	$d_{1\,min}$ [mm]	$d_{1\,max}$ [mm]	D [mm]	l_1 [mm]
462E-020	2.0	1.6	2.1	35.05	52
462E-025	2.5	2.1	2.6	35.05	52
462E-030	3.0	2.6	3.1	35.05	52
462E-035	3.5	3.1	3.6	35.05	52
462E-040	4.0	3.6	4.1	35.05	52
462E-045	4.5	4.1	4.6	35.05	52
462E-050	5.0	4.6	5.1	35.05	52
462E-055	5.5	5.1	5.6	35.05	52
462E-060	6.0	5.6	6.1	35.05	52
462E-065	6.5	6.1	6.6	35.05	52
462E-070	7.0	6.6	7.1	35.05	52
462E-075	7.5	7.1	7.6	35.05	52
462E-080	8.0	7.6	8.1	35.05	52
462E-085	8.5	8.1	8.6	35.05	52
462E-090	9.0	8.6	9.1	35.05	52
462E-095	9.5	9.1	9.6	35.05	52
462E-100	10.0	9.6	10.1	35.05	52
462E-105	10.5	10.1	10.6	35.05	52
462E-110	11.0	10.6	11.1	35.05	52
462E-115	11.5	11.1	11.6	35.05	52
462E-120	12.0	11.6	12.1	35.05	52
462E-125	12.5	12.1	12.6	35.05	52
462E-130	13.0	12.6	13.1	35.05	52
462E-135	13.5	13.1	13.6	35.05	52
462E-140	14.0	13.6	14.1	35.05	52
462E-145	14.5	14.1	14.6	35.05	52
462E-150	15.0	14.6	15.1	35.05	52
462E-155	15.5	15.1	15.6	35.05	52
462E-160	16.0	15.6	16.1	35.05	52
462E-165	16.5	16.1	16.6	35.05	52
462E-170	17.0	16.6	17.1	35.05	52
462E-175	17.5	17.1	17.6	35.05	52
462E-180	18.0	17.6	18.1	35.05	52
462E-185	18.5	18.1	18.6	35.05	52
462E-190	19.0	18.6	19.1	35.05	52
462E-195	19.5	19.1	19.6	35.05	52
462E-200	20.0	19.6	20.1	35.05	52
462E-205	20.5	20.1	20.6	35.05	52
462E-210	21.0	20.6	21.1	35.05	52
462E-215	21.5	21.1	21.6	35.05	52
462E-220	22.0	21.6	22.1	35.05	52
462E-225	22.5	22.1	22.6	35.05	52
462E-230	23.0	22.6	23.1	35.05	52
462E-235	23.5	23.1	23.6	35.05	52
462E-240	24.0	23.6	24.1	35.05	52
462E-245	24.5	24.1	24.6	35.05	52
462E-250	25.0	24.6	25.1	35.05	52

Collets 467E

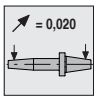

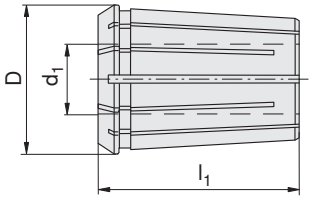

Type, description	d_1 [mm]	$d_{1\,min}$ [mm]	$d_{1\,max}$ [mm]	D [mm]	l_1 [mm]
467E-040	4.0	3.6	4.1	43.7	60
467E-045	4.5	4.1	4.6	43.7	60
467E-050	5.0	4.6	5.1	43.7	60
467E-055	5.5	5.1	5.6	43.7	60
467E-060	6.0	5.6	6.1	43.7	60
467E-065	6.5	6.1	6.6	43.7	60
467E-070	7.0	6.6	7.1	43.7	60
467E-075	7.5	7.1	7.6	43.7	60
467E-080	8.0	7.6	8.1	43.7	60
467E-085	8.5	8.1	8.6	43.7	60
467E-090	9.0	8.6	9.1	43.7	60
467E-095	9.5	9.1	9.6	43.7	60
467E-100	10.0	9.6	10.1	43.7	60
467E-105	10.5	10.1	10.6	43.7	60
467E-110	11.0	10.6	11.1	43.7	60
467E-115	11.5	11.1	11.6	43.7	60
467E-120	12.0	11.6	12.1	43.7	60
467E-125	12.5	12.1	12.6	43.7	60
467E-130	13.0	12.6	13.1	43.7	60
467E-135	13.5	13.1	13.6	43.7	60
467E-140	14.0	13.6	14.1	43.7	60
467E-145	14.5	14.1	14.6	43.7	60
467E-150	15.0	14.6	15.1	43.7	60
467E-155	15.5	15.1	15.6	43.7	60
467E-160	16.0	15.6	16.1	43.7	60
467E-165	16.5	16.1	16.6	43.7	60
467E-170	17.0	16.6	17.1	43.7	60
467E-175	17.5	17.1	17.6	43.7	60
467E-180	18.0	17.6	18.1	43.7	60
467E-185	18.5	18.1	18.6	43.7	60
467E-190	19.0	18.6	19.1	43.7	60
467E-195	19.5	19.1	19.6	43.7	60

Collets 467E

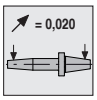

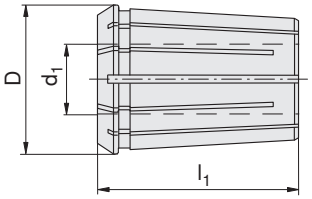

Type, description	d_1 [mm]	$d_{1\,min}$ [mm]	$d_{1\,max}$ [mm]	D [mm]	l_1 [mm]
467E-200	20.0	19.6	20.1	43.7	60
467E-205	20.5	20.1	20.6	43.7	60
467E-210	21.0	20.6	21.1	43.7	60
467E-215	21.5	21.1	21.6	43.7	60
467E-220	22.0	21.6	22.1	43.7	60
467E-225	22.5	22.1	22.6	43.7	60
467E-230	23.0	22.6	23.1	43.7	60
467E-235	23.5	23.1	23.6	43.7	60
467E-240	24.0	23.6	24.1	43.7	60
467E-245	24.5	24.1	24.6	43.7	60
467E-250	25.0	24.6	25.1	43.7	60
467E-255	25.5	25.1	25.6	43.7	60
467E-260	26.0	25.6	26.1	43.7	60
467E-265	26.5	26.1	26.6	43.7	60
467E-270	27.0	26.6	27.1	43.7	60
467E-275	27.5	27.1	27.6	43.7	60
467E-280	28.0	27.6	28.1	43.7	60
467E-285	28.5	28.1	28.6	43.7	60
467E-290	29.0	28.6	29.1	43.7	60
467E-295	29.5	29.1	29.6	43.7	60
467E-300	30.0	29.6	30.1	43.7	60
467E-305	30.5	30.1	30.6	43.7	60
467E-310	31.0	30.6	31.1	43.7	60
467E-315	31.5	31.1	31.6	43.7	60
467E-320	32.0	31.6	32.1	43.7	60

Lock nuts ER / lock nuts ER-D

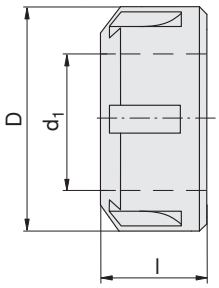

Type, description	l [mm]	D [mm]	d_1 [mm]
SM-ER16/M22x1,5	17.0	32	M22x1,5
SM-ER20/M25x1,5	19.5	34	M25x1,5
SM-ER25/M32X1,5	20.0	42	M32x1,5
SM-ER32/M40x1,5	22.3	50	M40x1,5
SM-ER40/M50x1,5	25.3	63	M50x1,5

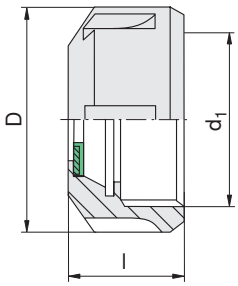

Type, description	l [mm]	D [mm]	d_1 [mm]
SM-ER16D	22.0	32	M22x1,5
SM-ER25D	24.7	42	M32x1,5
SM-ER32D	27.0	50	M40x1,5
SM-ER40D	30.7	63	M50x1,5

Lock nuts OZ

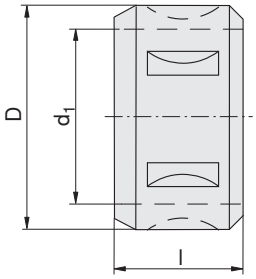

Type, description	l [mm]	D [mm]	d_1 [mm]
SM-BC2-16	24.0	43	M33x1,5
SM-BC2-25	30.0	60	M48x2,0

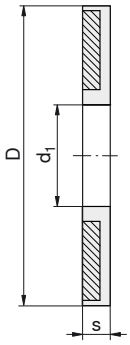

Type, description	d_1 [mm]	D [mm]	s [mm]
DS-426E-020	2.0	12.6	2.0
DS-426E-025	2.5	12.6	2.0
DS-426E-030	3.0	12.6	2.0
DS-426E-035	3.5	12.6	2.0
DS-426E-040	4.0	12.6	2.0
DS-426E-045	4.5	12.6	2.0
DS-426E-050	5.0	12.6	2.0
DS-426E-055	5.5	12.6	2.0
DS-426E-060	6.0	12.6	2.0
DS-426E-065	6.5	12.6	2.0
DS-426E-070	7.0	12.6	2.0
DS-426E-075	7.5	12.6	2.0
DS-426E-080	8.0	12.6	2.0
DS-426E-085	8.5	12.6	2.0
DS-426E-090	9.0	12.6	2.0
DS-426E-095	9.5	12.6	2.0
DS-426E-100	10.0	12.6	2.0
DS-430E-020	2.0	20.2	2.0
DS-430E-025	2.5	20.2	2.0
DS-430E-030	3.0	20.2	2.0
DS-430E-035	3.5	20.2	2.0
DS-430E-040	4.0	20.2	2.0
DS-430E-045	4.5	20.2	2.0
DS-430E-050	5.0	20.2	2.0
DS-430E-055	5.5	20.2	2.0
DS-430E-060	6.0	20.2	2.0
DS-430E-065	6.5	20.2	2.0
DS-430E-070	7.0	20.2	2.0
DS-430E-075	7.5	20.2	2.0
DS-430E-080	8.0	20.2	2.0
DS-430E-085	8.5	20.2	2.0
DS-430E-090	9.0	20.2	2.0
DS-430E-095	9.5	20.2	2.0
DS-430E-100	10.0	20.2	2.0
DS-430E-105	10.5	20.2	2.0
DS-430E-110	11.0	20.2	2.0
DS-430E-115	11.5	20.2	2.0
DS-430E-120	12.0	20.2	2.0
DS-430E-125	12.5	20.2	2.0
DS-430E-130	13.0	20.2	2.0
DS-430E-135	13.5	20.2	2.0
DS-430E-140	14.0	20.2	2.0
DS-430E-145	14.5	20.2	2.0
DS-430E-150	15.0	20.2	2.0
DS-430E-155	15.5	20.2	2.0
DS-430E-160	16.0	20.2	2.0

Sealing rings

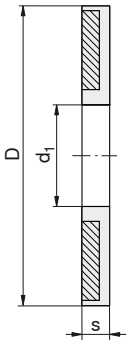

Type, description	d_1 [mm]	D [mm]	s [mm]
DS-470E-020	2.0	26.2	2.0
DS-470E-025	2.5	26.2	2.0
DS-470E-030	3.0	26.2	2.0
DS-470E-035	3.5	26.2	2.0
DS-470E-040	4.0	26.2	2.0
DS-470E-045	4.5	26.2	2.0
DS-470E-050	5.0	26.2	2.0
DS-470E-055	5.5	26.2	2.0
DS-470E-060	6.0	26.2	2.0
DS-470E-065	6.5	26.2	2.0
DS-470E-070	7.0	26.2	2.0
DS-470E-075	7.5	26.2	2.0
DS-470E-080	8.0	26.2	2.0
DS-470E-085	8.5	26.2	2.0
DS-470E-090	9.0	26.2	2.0
DS-470E-095	9.5	26.2	2.0
DS-470E-100	10.0	26.2	2.0
DS-470E-105	10.5	26.2	2.0
DS-470E-110	11.0	26.2	2.0
DS-470E-115	11.5	26.2	2.0
DS-470E-120	12.0	26.2	2.0
DS-470E-125	12.5	26.2	2.0
DS-470E-130	13.0	26.2	2.0
DS-470E-135	13.5	26.2	2.0
DS-470E-140	14.0	26.2	2.0
DS-470E-145	14.5	26.2	2.0
DS-470E-150	15.0	26.2	2.0
DS-470E-155	15.5	26.2	2.0
DS-470E-160	16.0	26.2	2.0
DS-470E-165	16.5	26.2	2.0
DS-470E-170	17.0	26.2	2.0
DS-470E-175	17.5	26.2	2.0
DS-470E-180	18.0	26.2	2.0
DS-470E-185	18.5	26.2	2.0
DS-470E-190	19.0	26.2	2.0
DS-470E-195	19.5	26.2	2.0
DS-470E-200	20.0	26.2	2.0

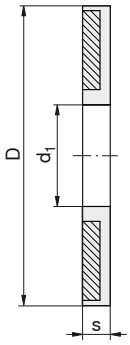

Type, description	d_1 [mm]	D [mm]	s [mm]
DS-472E-030	3.0	34.2	2.0
DS-472E-035	3.5	34.2	2.0
DS-472E-040	4.0	34.2	2.0
DS-472E-045	4.5	34.2	2.0
DS-472E-050	5.0	34.2	2.0
DS-472E-055	5.5	34.2	2.0
DS-472E-060	6.0	34.2	2.0
DS-472E-065	6.5	34.2	2.0
DS-472E-070	7.0	34.2	2.0
DS-472E-075	7.5	34.2	2.0
DS-472E-080	8.0	34.2	2.0
DS-472E-085	8.5	34.2	2.0
DS-472E-090	9.0	34.2	2.0
DS-472E-095	9.5	34.2	2.0
DS-472E-100	10.0	34.2	2.0
DS-472E-105	10.5	34.2	2.0
DS-472E-110	11.0	34.2	2.0
DS-472E-115	11.5	34.2	2.0
DS-472E-120	12.0	34.2	2.0
DS-472E-125	12.5	34.2	2.0
DS-472E-130	13.0	34.2	2.0
DS-472E-135	13.5	34.2	2.0
DS-472E-140	14.0	34.2	2.0
DS-472E-145	14.5	34.2	2.0
DS-472E-150	15.0	34.2	2.0
DS-472E-155	15.5	34.2	2.0
DS-472E-160	16.0	34.2	2.0
DS-472E-165	16.5	34.2	2.0
DS-472E-170	17.0	34.2	2.0
DS-472E-175	17.5	34.2	2.0
DS-472E-180	18.0	34.2	2.0
DS-472E-185	18.5	34.2	2.0
DS-472E-190	19.0	34.2	2.0
DS-472E-195	19.5	34.2	2.0
DS-472E-200	20.0	34.2	2.0
DS-472E-205	20.5	34.2	2.0
DS-472E-210	21.0	34.2	2.0
DS-472E-215	21.5	34.2	2.0
DS-472E-220	22.0	34.2	2.0
DS-472E-225	22.5	34.2	2.0
DS-472E-230	23.0	34.2	2.0
DS-472E-235	23.5	34.2	2.0
DS-472E-240	24.0	34.2	2.0
DS-472E-245	24.5	34.2	2.0
DS-472E-250	25.0	34.2	2.0
DS-472E-255	25.5	34.2	2.0
DS-472E-260	26.0	34.2	2.0

Pull studs SK / pull studs MAS-BT

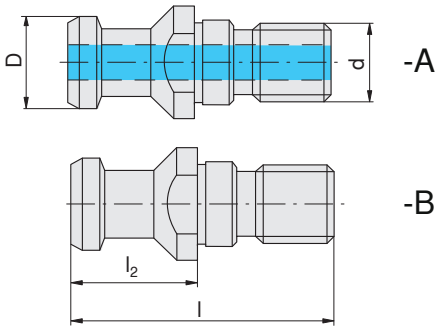

Type, description	SK	D [mm]	l_2 [mm]	l [mm]	Thread size
69872-A19	40	23	26	54	M16
69872-A28	50	36	34	74	M24
69872-B19	40	23	26	54	M16
69872-B28	50	36	34	74	M24

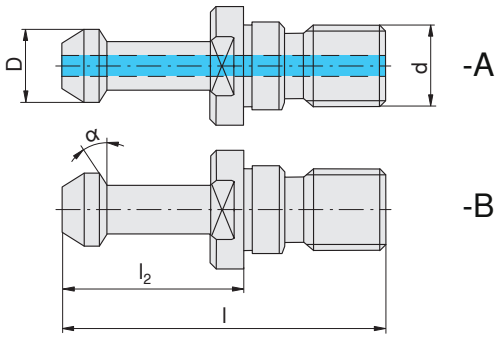

Type, description	MAS-BT	α [°]	D [mm]	l_2 [mm]	l [mm]	Thread size
MAS-BT-30-A15	40	30	23	35	60	M16
MAS-BT-30-A23	50	30	38	45	85	M24
MAS-BT-30-B15	40	30	23	35	60	M16
MAS-BT-30-B23	50	30	38	45	85	M24
MAS-BT-45-A15	40	45	23	35	60	M16
MAS-BT-45-A23	50	45	38	45	85	M24
MAS-BT-45-B15	40	45	23	35	60	M16
MAS-BT-45-B23	50	45	38	45	85	M24
MAS-BT-90-A15	40	90	23	35	60	M16
MAS-BT-90-A23	50	90	38	45	85	M24
MAS-BT-90-B15	40	90	23	35	60	M16
MAS-BT-90-B23	50	90	38	45	85	M24

Pulls studs DIN 7388 / reducers MK

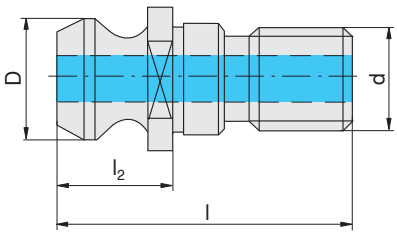

Type, description	SK	D [mm]	l_2 [mm]	l [mm]	Thread size
ISO/DIS7388-40.M16	40	22.5	16.40	41.26	M16
ISO/DIS7388-50.M24	50	37.0	25.55	65.50	M24

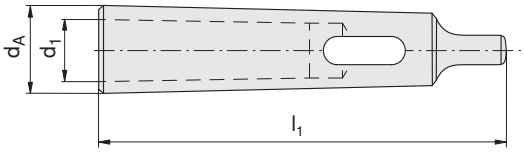

Type, description	d_A Morse taper [MK]	d_1 Morse taper [MK]	l_1 [mm]
DIN2185.MK1-MK0-80	MK1	MK0	80
DIN2185.MK2-MK1-92	MK2	MK1	92
DIN2185.MK3-MK1-99	MK3	MK1	99
DIN2185.MK3-MK2-112	MK3	MK2	112
DIN2185.MK4-MK1-124	MK4	MK1	124
DIN2185.MK4-MK2-124	MK4	MK2	124
DIN2185.MK4-MK3-140	MK4	MK3	140
DIN2185.MK5-MK3-156	MK5	MK3	156
DIN2185.MK5-MK2-156	MK5	MK2	156
DIN2185.MK5-MK4-171	MK5	MK4	171

Reducers for hydraulic expansion chucks

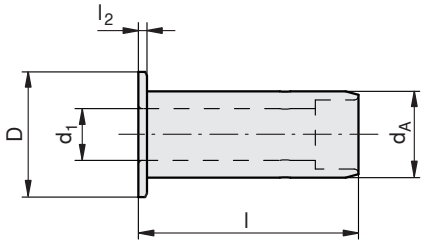

Type, description	d_1 [mm]	d_A [mm]	l [mm]	D [mm]	l_2 [mm]
HD12-R03	3	12	44.5	19	2
HD12-R04	4	12	44.5	19	2
HD12-R05	5	12	44.5	19	2
HD12-R06	6	12	44.5	19	2
HD12-R08	8	12	44.5	19	2
HD20-R03	3	20	51	29	2
HD20-R04	4	20	51	29	2
HD20-R05	5	20	51	29	2
HD20-R06	6	20	51	29	2
HD20-R07	7	20	51	29	2
HD20-R08	8	20	51	29	2
HD20-R09	9	20	51	29	2
HD20-R10	10	20	51	29	2
HD20-R11	11	20	51	29	2
HD20-R12	12	20	51	29	2
HD20-R13	13	20	51	29	2
HD20-R14	14	20	51	29	2
HD20-R15	15	20	51	29	2
HD20-R16	16	20	51	29	2
HD32-R06	6	32	64	40	3
HD32-R08	8	32	64	40	3
HD32-R10	10	32	64	40	3
HD32-R12	12	32	64	40	3
HD32-R14	14	32	64	40	3
HD32-R16	16	32	64	40	3
HD32-R18	18	32	64	40	3
HD32-R20	20	32	64	40	3
HD32-R25	25	32	64	40	3

Drive rings

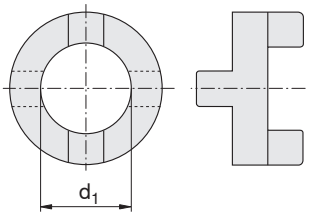

Type, description	d_1 [mm]
83370116/ Ø16/DIN 6366	16
83370122/ Ø22/DIN 6366	22
83370127/ Ø27/DIN 6366	27
83370132/ Ø32/DIN 6366	32
83370140/ Ø40/DIN 6366	40
83370150/ Ø50/DIN 6366	50

Technical data of ISO adapters (SK, HSK)

DIN 69871 form A

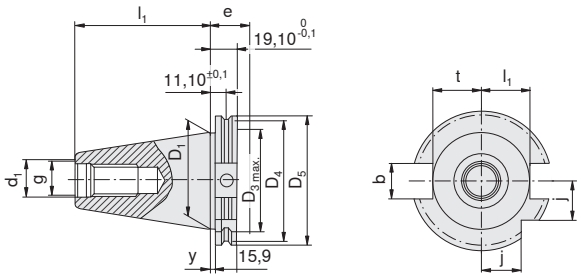

DIN 69871 form B

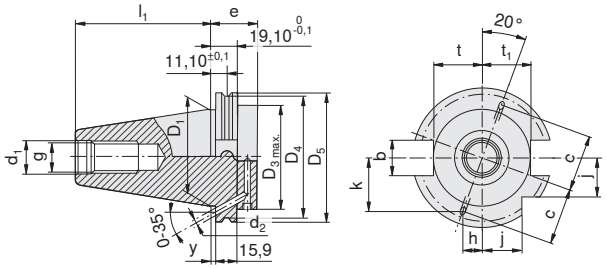

	D_1 [mm]	$D_{3\,max}$ [mm]	D_4 [mm]	D_5 [mm]	l_1 $^{+0,2}_{0}$ [mm]	g	d_1 H7 [mm]	e [mm]	y ±0,1 [mm]	t [mm]	t_1 [mm]	j [mm]	d_2 [mm]	h [mm]	k [mm]	c [mm]	b [mm]
SK 40	44,45	50	56,25	63,55	68,4	M 16	17	35	3,2	22,8	25	18,5	4	9,2	25,4	27	16,1
SK 50	69,85	80	91,25	97,5	101,75	M 24	25	35	3,2	35,5	37,7	30	6	14,4	39,5	42	25,7

MAS-BT

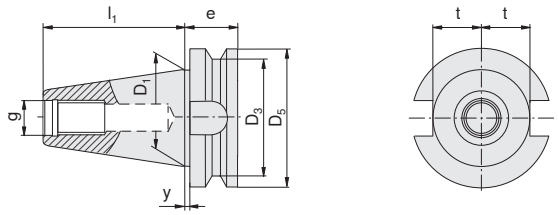

	D_1 [mm]	D_3 [mm]	D_5 [mm]	l_1 [mm]	g	e [mm]	t [mm]	y [mm]	b [mm]
BT 40	44,45	53	63	65,4	M 16	27	22,5	2	16,1
BT 50	69,85	85	100	101,8	M 24	38	35,3	3,2	25,7

HSK DIN 69893 A+C

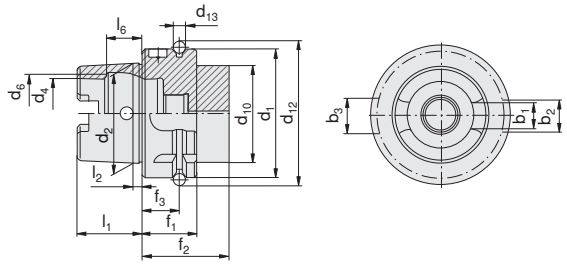

Recommended parameters for HSK-A adapters

HSK-A 63 up to 25,000 min^{-1}
HSK-A 100 up to 16,000 min^{-1}

	b_1 [mm]	b_2 [mm]	b_3 [mm]	d_1 [mm]	d_2 [mm]	d_4 [mm]	d_6 [mm]	d_{10} [mm]	d_{12} [mm]	f_1 [mm]	f_2 [mm]	b_1 [mm]	f_3 [mm]	l_1 [mm]	l_2 [mm]	l_6 [mm]
HSK 63	12,54	16	18	63	48	34	37	53	72,3	7	26	42	18	32	6,3	18,13
HSK 100	20,02	20	22	100	75	53	58	88	109,75	7	29	45	20	50	10	28,56

PSC

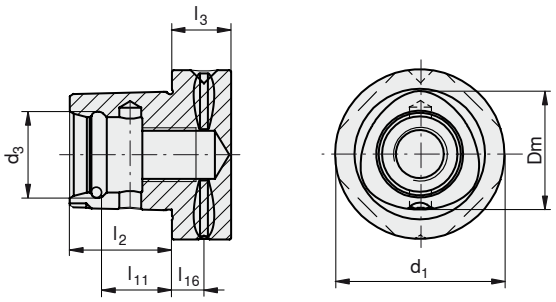

	d_1 [mm]	d_3 [mm]	l_2 [mm]	l_3 [mm]	l_{11} [mm]	l_{16} [mm]	D_m [mm]
PSC 50	50	24	30	20	22	12	35
PSC 63	63	32	38	22	26	12	44

Hydraulic expansion chuck

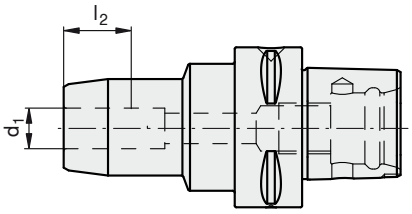

d_1 h6 [mm]	Max. rev number [min^{-1}]	Max. torque moment [Nm]	Min. clamping depth l_2 [mm]	Max. adjustment [mm]	Optimal operating temperature [°C]	Max. coolant pressure [bar]
6	40 000	20	28	10	20 - 50	80
8	40 000	30	28	10	20 - 50	80
10	40 000	50	33	10	20 - 50	80
12	40 000	85	28	10	20 - 50	80
14	40 000	110	38	10	20 - 50	80
16	40 000	180	41	10	20 - 50	80
18	40 000	240	41	10	20 - 50	80
20	40 000	310	43	10	20 - 50	80
25	40 000	420	49	10	20 - 50	80
32	40 000	650	53	10	20 - 50	80

Spare parts

	Material	Type, description
	8337011600	83370116/ Ø16/DIN 6366
	8337012200	83370122/ Ø22/DIN 6366
	8337012700	83370127/ Ø27/DIN 6366
	8337013200	83370132/ Ø32/DIN 6366
	8337014000	83370140/ Ø40/DIN 6366
	8337015000	83370150/ Ø50/DIN 6366
	12087073	MS-KA16
	12087074	MS-KA22
	12087075	MS-KA27
	12087076	MS-KA32
	12087077	MS-KA40
	8395012000	8X9X17,5
	8395012100	10X11X20,5
	8395012200	12X13X24,3
	8395012300	14X21X21,2
	8395029500	15,9X16,3X19,5
	8395029800	25,4X25X26,5
	12087068	4x4x14 DIN 6885 FORM A
	12087069	6x6x16 DIN 6885 FORM A
	12087070	7x7x18 DIN 6885 FORM A
	12087071	8x7x20 DIN 6885 FORM A
	12087072	10x8x22 DIN 6885 FORM A
	8395028400	82998015.4X4X20
	8395028500	82998016.6X6X25
	8395028600	82998017.7X7X25
	8395028700	82998018.8X7X28
	8395028800	82998019.10X8X32
	8395028900	82998020.12X8X36
	6295005000	SM-BC2-16
	6295005100	SM-BC2-25
	8395005500	SM-ER25D
	8395005600	SM-ER32D
	8395005700	SM-ER40D
	6295004500	SM-ER20/M25x1,5
	6295005400	SM-ER16/M22x1,5
	6295005500	SM-ER25/M32X1,5
	6295005600	SM-ER32/M40x1,5
	6295005700	SM-ER40/M50x1,5
	8336811600	604016.Ø16
	8336812200	604022.Ø22
	8336812700	604027.Ø27
	8336813200	604032.Ø32
	8336814000	83 368 140
	12001280	10014334/S-D12-D1.3
	8335901300	SCHL.13X62
	8335901700	SCHL.17X117
	8335902000	SCHL.20X135
	8335902300	SCHL.23X145
	8335903300	SCHL.33X175
	8335411600	SS-BC2-16
	8335412500	601060.2-25
	8335413200	SS-BC4-32
	8335711600	SS-ER16
	8335712500	SS-ER25
	8335713200	SS-ER32
	8335714000	SS-ER40
	11960178	GS-HSK 10015789-0

	Material	Type, description
	8395026500	83950265/M16x8x6,5/
	8395026600	83950266/M24x10x6,5/
	8395026700	83950267/M16x8x10,5/
	8395026800	83950268/M24x10x10,5/
	8395026900	83950269/M20x1,5x10x13/
	8395027000	83950270/M26x1,5x8x17/
	8395027100	83950271/M36x1,5x8x21/
	8376006300	KMS.HSK63
	8376010000	KMS.HSK100
	194263	7896900/O-RING 40
	225429	7896940/O-RING 50
	225430	7896941/O-RING 63
	11848510	10014329/SD 12X7 100BAR
	231176	7896944/SD 12X8
	12087020	PSC50-SW10
	12087021	PSC63-SW10
	8336701600	604008.M8
	8336702200	604010.M10
	8336702700	604012.M12
	8336703200	604016.M16
	8336704000	83 367 040/M20x30-12,9
	8336705000	83367050/M24/DIN 6367
	12087022	PSC50
	12087023	PSC63
	11210254	10002666/M4X16 DIN912 - 12.9
	8395013600	82998006.M5X12
	8395013700	82998008.M5X20
	8395013800	82998009.M6X16
	8395029600	82998004.M3X8
	8395029700	82998005.M4X12
	12087062	VS-SF-6/7
	12087063	VS-SF-8/9
	12087064	VS-SF-10/11
	12087065	VS-SF-12/14
	12087066	VS-SF-16/18
	12087067	VS-SF-20/25/32

	Material	Type, description	l [mm]	Thread size	Key size
	8395001000	VS-ER25	50	M10	SW5
	8395001100	VS-ER40	50	M12	SW6
	8395003300	83950033/M5x35/DIN 913	35	M5	SW2,5
	8395003400	83950034/M6x35/DIN 913	35	M6	SW3
	8395003500	83950035/M8x35/DIN 913	35	M8	SW4
	8395003600	83950036/M10x35/DIN 913	35	M10	SW5
	8395003700	83950037/M12x40/DIN 913	40	M12	SW7
	8395027200	83950272/M16x45/DIN 913	45	M16	SW8
	8395029000	M20x35.SW10	35	M20	SW10
	11106932	7896982/M12X1.75X25-DIN913	25	M12	SW6
	11154410	VS-ER16-K/M5X8	8	M5	SW2,5
	11154413	VS-ER20-K/M6X12	12	M6	SW3
	11154414	VS-ER25-K/M8X1X14	14	M8	SW4
	11154418	VS-ER32-K/M10X1X14	14	M10	SW5
	11154419	VS-ER40-K/M12X1X18	18	M12	SW6
	6295000600	62 950 006/M6X10	10	M6	SW3
	6295000800	62 950 008/M8x10	10	M8	SW4
	6295001000	62 950 010/M10x12	12	M10	SW5
	6295001200	62 950 012/M12x16	16	M12	SW6
	6295001600	62 950 016/M14x16	16	M14	SW6
	6295002000	62 950 020/M16X16	16	M16	SW8
	6295002500	62 950 025/M18X2X20	20	M18	SW10
	6295003200	62 950 032/M20x2x20	20	M20	SW10
	8395003000	83950030/M5x6/DIN 914	6	M5	SW2,5
	8395003100	83950031/M5x8/DIN 914	8	M5	SW2,5
	333935	7818123/M8X25/DIN912-12.9	25	M8	SW6
	333937	7818124/M10X25/DIN912-12.9	25	M10	SW8
	333940	7818125/M12X30/DIN912-12.9	30	M12	SW10
	333945	7818126/M16X35 DIN912 - 12.9	35	M16	SW14
	8395001700	83950017/M10x30/DIN 7984	30	M10	SW8
	8395001800	83950018/M12x35/DIN7984	35	M12	SW10
	8395001900	83950019/M16x40/DIN7984	40	M16	SW14
	8395011200	M20X40	40	M20	SW17
	8395011300	M8X25	25	M8	SW6
	8395012400	M10X25	25	M10	SW8
	8395012500	M12X30	30	M12	SW10
	8395012600	M16X35	35	M16	SW14
	8395014000	M12X50	50	M12	SW10
	8395016000	M16X45	45	M16	SW14
	8395026000	83950260/1403952/DIN EN ISO 4762	30	M6	SW5
	8395026100	83950261/M10x30/DIN7984	30	M10	SW8
	8395026200	83950262/M20x50/DIN 7984	50	M20	SW17